

Uno linear configurations

direct or indirect LED linear polygon shapes



CONSTRUCTION

- Configure Uno Linear modules into polygon shapes. Factory-welded corners. Fixtures 6 ft. max. or smaller are shipped fully assembled. Larger fixtures are shipped in sections, assembled in the field (see p. 2 for details). Each module requires its own power feed.
- Mitered matte anodized aluminum extrusions with direct or indirect DR acrylic white frosted lens.
- Pendants are suspended with field-adjustable aircraft cable, with push-button gliders. 8 ft. 18 AWG power

cord. Specify **XP** for additional length. (25 ft. maximum.)

- Default finish/power cord pairings are silver/gray, white/white, black/black.
- For RAL colors, power cord color must be specified.
- For differing fixture/canopy colors, please consult factory.
- Drivers and DMX module are remotely installed. For installation, see p. 2.
- Drivers are universal voltage (120–277V).
- ETL listed per UL and CSA standards.

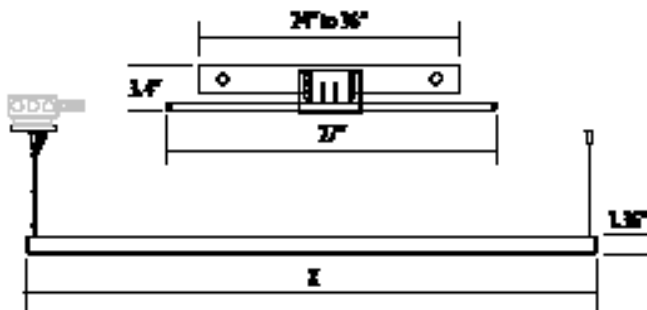
TYPE:	PROJECT:
ORDER NUMBER:	

MODEL#	MOUNT TYPE	SIZE*	FINISH	LEDS	DIMMING	OPTIONS		
ULX To specify X, see p. 3.	P–direct pendant iP–indirect pendant S–direct surface	___ x ___ Enter whole feet only	S–Silver W–White K–Black CC–RAL Color**	BW–Barn Wood CB–Carbon Fiber ES–Espresso HK–Honey Oak M–Maple SD–Silver Driftwood	DC–Dark Cherry TL–Tan Leather KL–Khaki Leather	W30 W35 W40 RGBW–color + 3500° K white	D–Standard 0-10V BDIM-W11 DMX DA–DALI	TB S100P EM
Example:								
ULSQR	P	2 x 2	S	W35	D	TB		

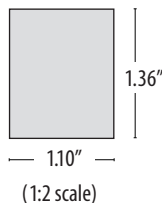
BDMXCON-W–white faceplate (enter quantity):	XP–Extra power cord (in inches, 25 ft. max.):
BDMXCON-B–black faceplate (enter quantity):	Specify canopy finish (silver, white, black):
EB–Earthquake Bracing Kit (enter quantity):	Specify power cord color (gray, white, black):
XL–custom lumen reduction (specify lumens):	**Specify RAL color number:

*Fixtures 6x6 ft. or smaller are shipped assembled. Larger fixtures require assembly in the field.

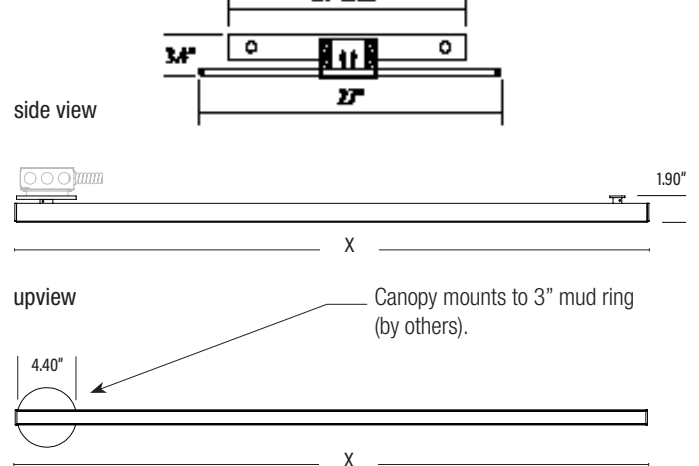
ULSQR / ULSQRiP – Pendant



NOMINAL	X=ACTUAL
2 ft.	23.50"
3 ft.	34.88"
4 ft.	46.25"
5 ft.	57.63"
6 ft.	69.00"
8 ft.	91.75"



ULSQRS – Surfa



Uno linear configurations

direct or indirect LED linear polygon shapes



WHITE LEDS

Nichia Corp. NFSL757 linear board chips. 90 CRI. Specify color: **W30**–3000° Kelvin, **W35**–3500° Kelvin, or **W40**–4000° Kelvin.

CUSTOM LUMEN OUTPUT REDUCTION

Factory set custom reduced-lumen output driver configuration. Order **XL**. Specify lumens.

COLOR LEDS

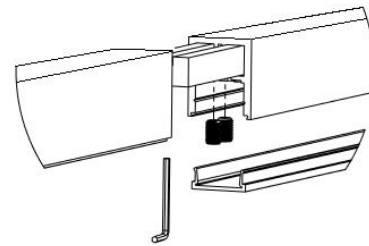
RGBW with 3500° K white. Includes RGBW interface. Optional DMX controller also available. (See below. right.)

DIMMING

- **D**–standard supplied driver. 0–10V, programmable, 1% dimming, 120–277V, 50/60 Hz.
- **BDIM-W11**–Lutron EcoSystem LED14 Series, 120–277V, 1% dimming, fade-to-off.
- **DA**–DALI 1% dimming, fade-to-off. 120–277V, 50/60 Hz.
- **DMX**–for both white and RGBW LEDs, 0.1% dimming fade-to-off. 120–277V, 50/60Hz.

MODULE ASSEMBLY

Fixtures 6x6 ft. or smaller are shipped assembled, with pre-welded corners. Larger fixtures are also shipped with pre-welded corners, but separated into sections within the linear modules, to be joined in the field with joiner **UJ** (included).



WATTS / LUMENS / DRIVERS REQUIRED

LENGTH Nominal (Actual)	WATTS		DELIVERED LUMENS		FEEDS	
	White	RGBW	White	RGBW	White	RGBW
2 ft. (23.75 in.)	10	Consult Factory	866	Consult Factory	Consult Factory	Consult Factory
3 ft. (35.13 in.)	15		1,293			
4 ft. (46.50 in.)	20		1,733			
5 ft. (57.90 in.)	25		2,159			
6 ft. (69.25 in.)	30		2,585			
8 ft. (92.00 in.)	40		3,465			

RECESSED DRIVERS

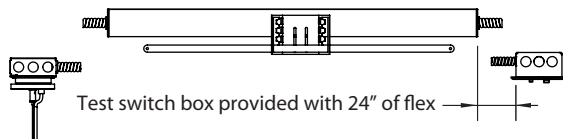
Drivers must be accessible after installation. Multiple driver housings must be mounted no closer than 4" apart side-by-side, or 1" apart end-to-end, to avoid overheating. Driver to canopy distance should not exceed 100 ft., using 10 AWG wire.

Standard remote housing has no bar hangers and mounts to structure with screws. Dimensions: 24" length, 2.36" height, 2.65" width.

TB: Remote housing for T-bar ceiling includes bar hangers. Dimensions: 27" length, 3.4" height, 4.25" width.

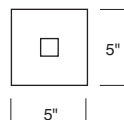


EM/TB: Remote **EM** housing for T-bar ceiling includes bar hangers and remote test switch. Dimensions: 36" length, 3.4" height, 4.25" width. Provides 10W for 90 minutes.



OPTIONAL J-BOX COVER

Cover plate mounts to maximum 4" square J-box. Ballast housing mounts to wall on top of cover plate, which may be painted to match ceiling or wall, and includes two mounting spacers to offset cover thickness. Order **S100P**.



EMERGENCY

For 4' through 8' fixtures only. Battery pack provides 10W for 90 minutes. Adds additional length to driver housing.

OPTIONAL DMX CONTROLLER

- Standalone, wall-mounted DMX controller for RGBW LED that provides direct access to fixtures. Power supply included.
- Tune color hue with sensitive wheel. Saturation and brightness control. On/off switch.
- Go to <https://www.nicolaudie.com/en/stick-de3.htm> for details.

Order separately, either **BDMXCON-W**–white faceplate or **BDMXCON-B**–black faceplate.

AIRCRAFT CABLE

NOTE: Not recommended for outdoor use, where fixture will be exposed to water, or subject to wind oscillation. Avoid use near HVAC vents and in environments with corrosive chemical vapors, such as swimming pools.

ACRYLIC DIFFUSER CLEANING

WARNING: Do not clean with ammonia based cleaners (e.g. Windex®). Use only water or cleaners specifically formulated for cleaning plastics.


Uno linear configurations

direct or indirect LED linear polygon shapes

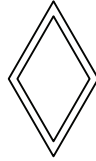


POSSIBLE CONFIGURATIONS

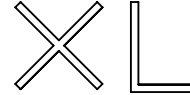
X=**SQR**–Square or Rectangle



X=**DMD**–Diamond

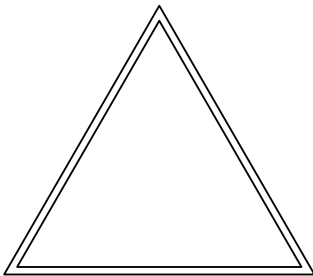


X=**LTR**–Letters

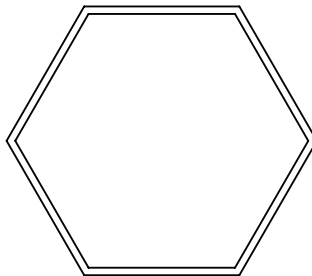


NOTE: curved letters not available.

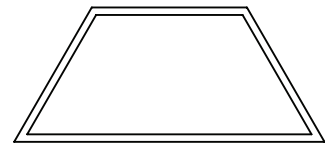
X=**TRI**–Triangle



X=**HEX**–Hexagon



X=**TRD**–Isosceles Trapezoid



Consult factory for custom shapes (X=**MOD**).

NOTE: Please confirm feasibility of proposed Uno Linear configurations with factory before ordering. Sketches may be emailed to us for review and verification. Delray will return drawings that detail individual module lengths, section joiner locations, number of drivers, support and feed locations, and customer-specified **EM** fixtures, if any. Uno Linear configuration fabrication cannot begin without approved drawings.

Uno linear configurations


direct or indirect LED linear polygon shapes



PAINT FINISHES



S-Silver



W-white



K-Black




CC-XXXX RAL Color

TEXTURED FINISHES



BW-Barnwood



CB-Carbon Fiber



ES-Espresso



HK-Honey Oak




M-Maple




SD-Silver Driftwood

PREMIUM TEXTURED FINISHES




DC-Dark Cherry



KL-Khaki Leather


METALLIC FINISHES




BR-Bronze



GF-Gold Leaf



CO-Copper



GT-Gold Textured



SA-Stainless Steel

TEXTURED FINISHES - CANOPY AND POWER CORD COLORS

Specify Silver, White, Black or RAL color for canopy.
Also specify Gray, White or Black power cord.

ACRYLIC DIFFUSER CLEANING

WARNING: Do not clean with ammonia based cleaners (e.g. Windex®). Use only water or cleaners specifically formulated for cleaning plastics.