

Industrial IL7802

Sonar II frosted lens LED metal low bay with 6W uplight



CONSTRUCTION

- Canopy mounts to standard J-box.
- Die cast aluminum housing and heat sink.
- Spun matte anodized .063 aluminum housing.
- Frosted 3/16" tempered, soda lime glass with 2 in. ventilation opening. Secured with a rubber gasket, the lens is held in place by three positive-locking clamps.
- 6 ft. 18 AWG power cord supplied, standard. Specify **XP** for additional length (25 ft. max.). Default finish/power cord pairings are anodized/black, white/white, black/black.
- For RAL colors, power cord color must be specified.
- For differing fixture/canopy colors, please consult factory.
- Standard finish is **A-Anodized**. All other finish options require price adder.
- Lens and component design provides maximum airflow for cool operation.
- Drivers are universal voltage (120–277V), integral or remote.
- cUL listed for dry locations only.

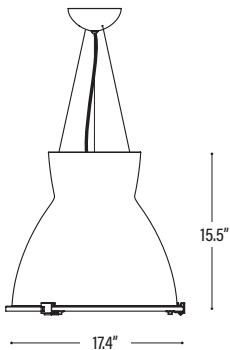
TYPE:	PROJECT:
ORDER NUMBER:	

MODEL#	FINISH	OUTPUT	LEDS		DIMMING	OPTIONS
			DOWN	UP		
IL7802	A-Anodized W-White K-Black CC-RAL Color*	LO-Low Output SO-Standard Output	W30 W35 W40 RGBW-color +¹ 3500° K white	W30 W35 W40 RGBW-color +¹ 3500° K white	D-Standard BDIM-W11 DA-DALI DMX DPH-Phase (LO, SO 120V only)	RD SM EM RDEM SMEM TB
<i>Example:</i>						
IL7802	A	LO	W35	RGBW	D	RD, TB

EB - Earthquake Bracing Kit (enter quantity):		XP - Extra power cord (in inches, 25 ft. max.):	
XL - custom lumen reduction (specify lumens):		Specify canopy finish (silver, white, black):	
		Specify power cord color (gray, white, black):	
		*Specify RAL color number:	

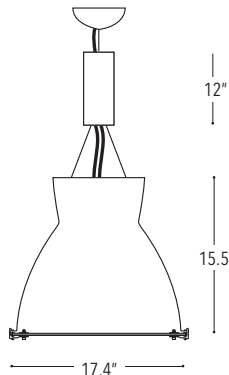
IL7802

For up/down watts & delivered lumens, see p. 2.



IL7802/EM

Emergency Battery Pack
10W for 90 minutes (standard pendant mount).



¹ Only available with DMX-512 (DMX) or DALI-2 (DA) dimming options.

Industrial IL7802

Sonar II frosted lens LED metal low bay with 6W upright



WHITE LEDS

Nichia Corp. chips, available in three colors: **W30**–3000°, **W35**–3500° or **W40**–4000° Kelvin.

CUSTOM LUMEN OUTPUT REDUCTION

Factory-set custom reduced-lumen output driver configuration. Order **XL**. Specify lumens.

COLOR LEDS

RGBW with 3500° K white. Only available with DMX-512 (DMX) or DALI-2 (DA) dimming options.

DIMMING

- **D**—standard supplied driver. 0–10V, programmable, 1% dimming, 120–277V, 50/60 Hz.
- **BDIM-W11**—Lutron EcoSystem LED14 Series, 1% dimming, fade-to-off.
- **DPH**—Triac and ELV 1% dimming at 120V 60 Hz, **LO** and **SO** only.
- **DA**—for both white and RGBW LEDs, DALI 1% dimming, fade-to-off. 120–277V, 50/60 Hz.
- **DMX**—for both white and RGBW LEDs, 0.1% dimming fade-to-off. 120/277V 50/60Hz.

WATTS / LUMENS

OUTPUT	WHITE LEDS (3500°K)			
	WATTS		DELIVERED LUMENS	
	UP	DOWN	UP	DOWN
SO	6	42	1,050	3,780
LO	6	28	1,050	2,700
RGBW	6	50	N/A	N/A

PAINT FINISHES



A-Anodized

W-White

K-Black

NOTE: Standard finish is **A**-Anodized. All other finish options require price adder.

NOTE: Aircraft cable suspension is not recommended for outdoor use, where fixture will be exposed to water or subject to wind oscillation. Avoid use near HVAC vents and in environments with corrosive chemical vapors, such as swimming pools.

Max. Wiring Distance (at full load)

Wire Size (AWG)	Distance (ft.)
18	18
16	29
14	46
12	71
10	120

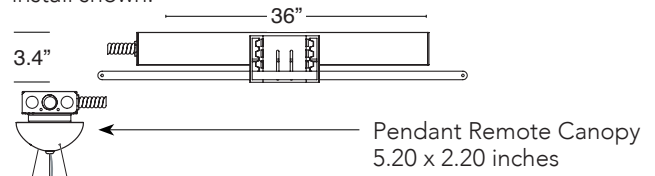
EMERGENCY

Battery pack provides 10W for 90 minutes. Order **EM**. See drawing on page 1 for standard pendant mount. Battery pack for Remote (**RDEM**) and Surface mount (**SMEM**) options provided with driver enclosure. See drawings below for reference.

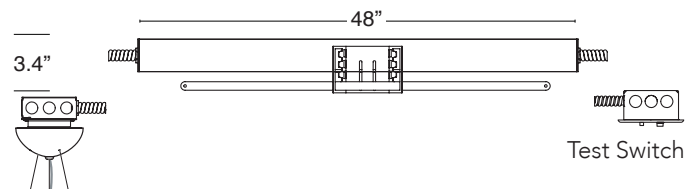
REMOTE DRIVERS

Driver must be accessible after installation. For suspended and hard lid ceilings with access panels. Standard pendant length: 8 ft. Specify **XP** for extra pendant. Maximum canopy to fixture distance: 25 ft. Maximum canopy to driver distance: 100 ft. (with 10 AWG wire). DMX requires 48" driver enclosure.

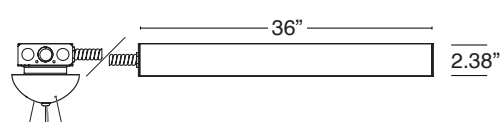
RD—Above ceiling remote driver installation: **TB**—T-Bar install shown.



RDEM—Above-ceiling installation with emergency. **TB**—T-Bar install shown.



SM—Surface mount installation:



SMEM—Surface mount installation with emergency:

