

CIRCLES


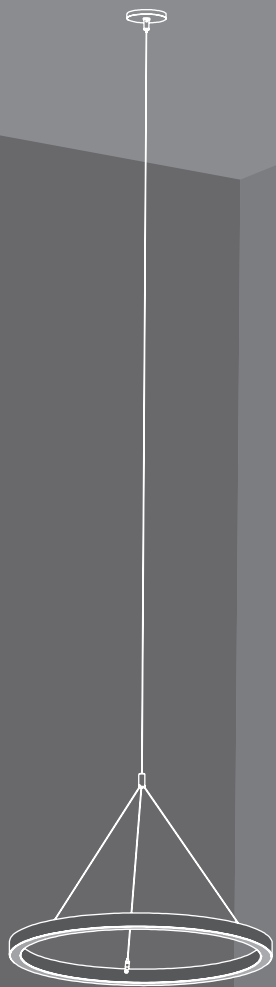


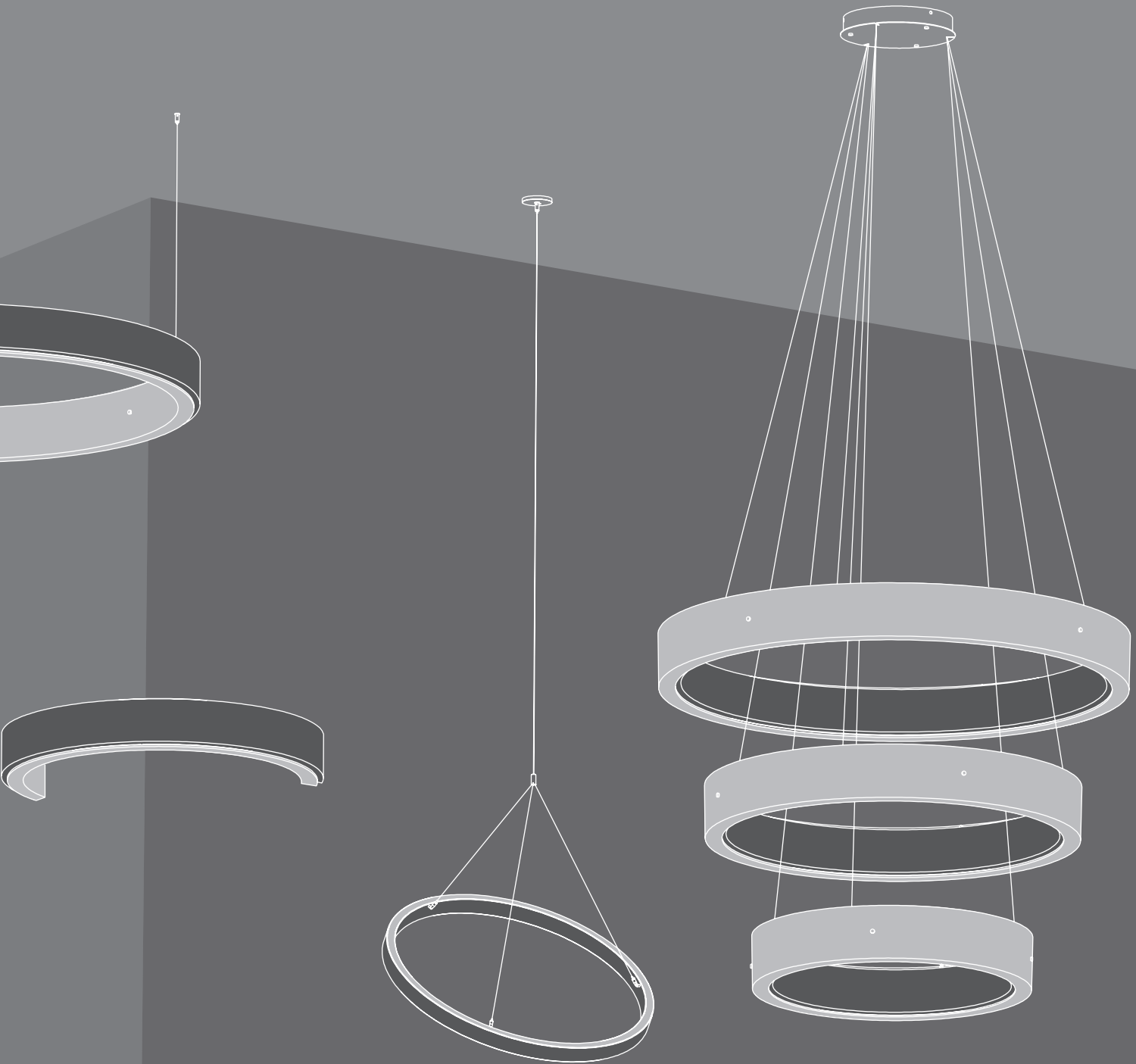
Norwich University Kreitzberg Library

Northfield, VT

Architect: Jones Architecture Inc.

Photo: William Horne





Circles

A variety of sizes and mount styles make Delray Circles a versatile, flexible choice for all applications and architectural styles. All feature the latest, best quality LEDs by Nichia, which employs a rigorous quality-controlled binning process to ensure consistent color temperature match across multiple fixtures. Delray's LED boards are built to operate well below the maximum current for which they're designed, increasing product life.

UNO

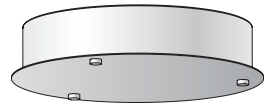
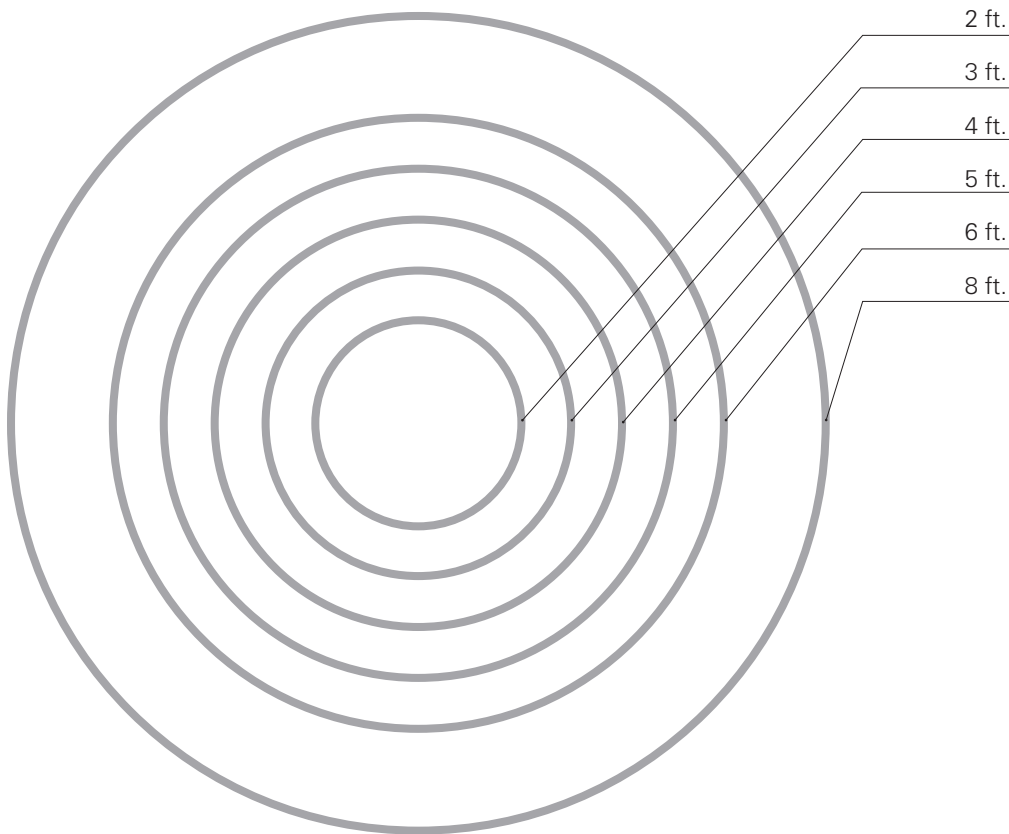
Uno circles feature a minimalist 1-inch (8 ft. = 2") extruded aluminum housing profile, with an acrylic lens that provides broad, even illumination. Available in multiple sizes, with surface or remote, central or separate, driver mount options. Uno is offered with white 90 CRI Nichia LED chips, which are available in 3000, 3500, and 4000° K color temperatures; as well as RGBW LEDs, with DMX512 interface. Dimming and EM options are also available.

Uno Direct models:

- UC2** – 2 ft., 2,166 lumens, 26W
- UC3** – 3 ft., 3,250 lumens, 39W
- UC4** – 4 ft., 4,333 lumens, 52W
- UC5** – 5 ft., 5,416 lumens, 65W
- UC6** – 6 ft., 6,500 lumens, 78W
- UC8** – 8 ft., 8,666 lumens, 104W

Uno Indirect models:

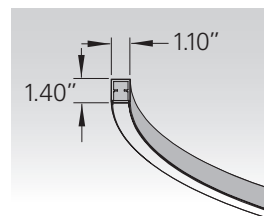
- UIC2** – 2 ft., 2,166 lumens, 26W
- UIC3** – 3 ft., 3,250 lumens, 39W
- UIC4** – 4 ft., 4,333 lumens, 52W
- UIC5** – 5 ft., 5,416 lumens, 65W
- UIC6** – 6 ft., 6,500 lumens, 78W
- UIC8** – 8 ft., 8,666 lumens, 104W



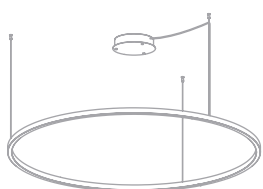
Standard Canopy
10 x 2.25 in.



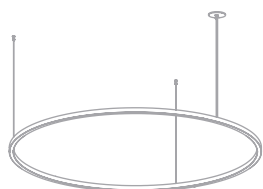
Remote Driver Canopy
3.8 x 0.45 in.



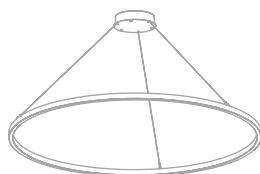
Cross Section



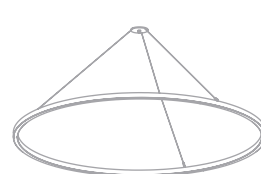
S – Separate



SR – Separate Remote



CS – Central Standard



CR – Central Remote



NCR – Nexus Central Remote



Uno Indirect

rossdesign
Pasadena, California
Rodney Ross, creative director
Photo: Delray Lighting, Inc.



DOSE OF COLORS

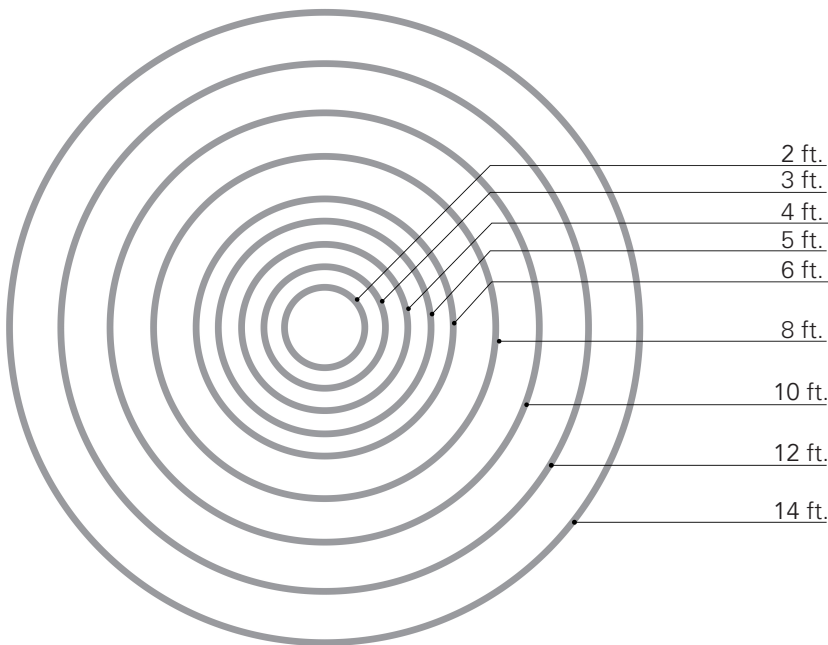
Dose of Colors
Burbank, California
Photo: Delray Lighting, Inc.

DOS

Dos utilizes the same width extrusion as Uno, but with a higher 2-inch profile, to accommodate both downlight and uplight components. Dos circles are offered with white 90 CRI Nichia LED chips, which are available in 3000, 3500, and 4000° K color temperatures; as well as RGBW LEDs, with DMX512 interface. Dimming and EM options are also available. The uplight may be switched and/or dimmed independently from the downlight. Like Uno, Dos is also available in six sizes, with surface or remote, central or separate, driver mount options.

Dos models:

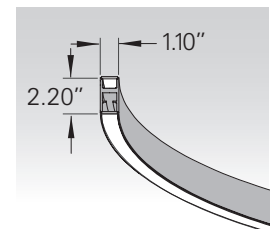
UDC2 – 2 ft., 4,337 lumens, 52W	UDC5 – 5 ft., 10,844 lumens, 130W	UDC10 – 10 ft. 22,152 Lumens 267W
UDC3 – 3 ft., 6,507 lumens, 78W	UDC6 – 6 ft., 13,014 lumens, 156W	UDC12 – 12 ft. 26,028 Lumens 312W
UDC4 – 4 ft., 8,676 lumens, 104W	UDC8 – 8 ft., 17,352 lumens, 209W	UDC14 – 14 ft. 34,704 Lumens 365W



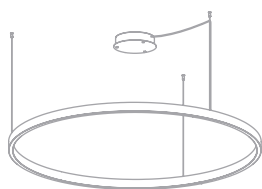
Standard Canopy
10 x 2.25 in.



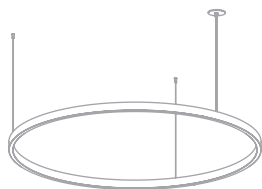
Remote Driver Canopy
3.8 x 0.45 in.



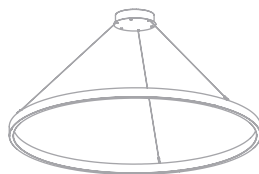
Dos Cross Section



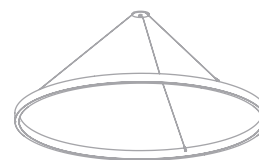
S – Separate



SR – Separate Remote



CS – Central Standard



CR – Central Remote



NCR – Nexus Central Remote

UNO/DOS VERTICAL

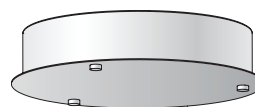
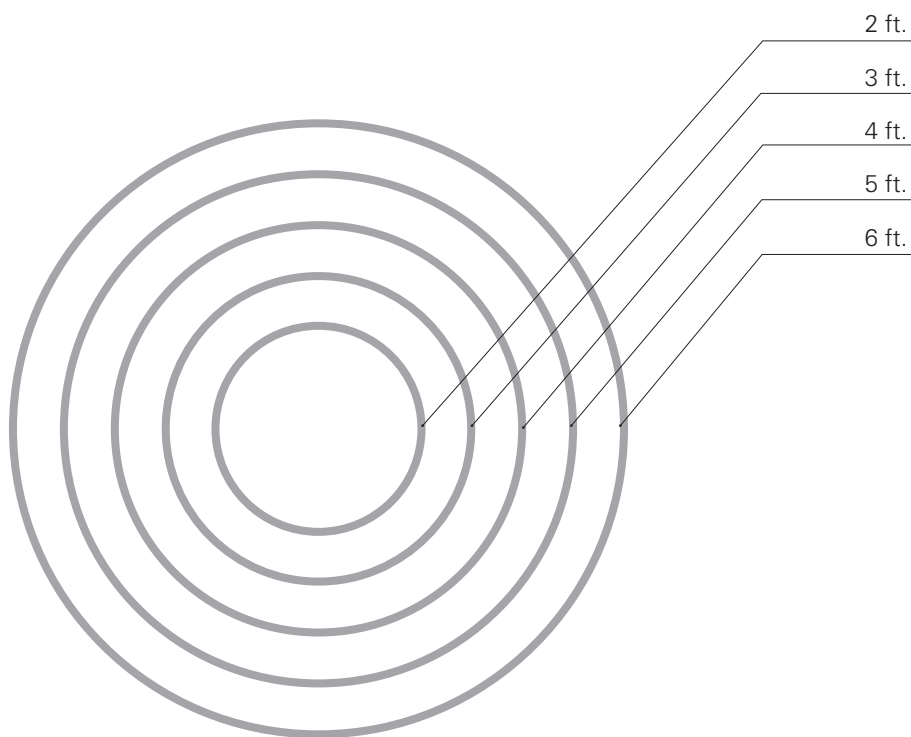
Uno or Dos circles are also available in a vertical format, in all four sizes, with the same LED options.

Uno Vertical models:

- UVC2** – 2 ft., 2,166 lumens, 26W
- UVC3** – 3 ft., 3,250 lumens, 39W
- UVC4** – 4 ft., 4,333 lumens, 52W
- UVC5** – 5 ft., 5,416 lumens, 65W
- UVC6** – 6 ft., 6,500 lumens, 78W

Dos Vertical models:

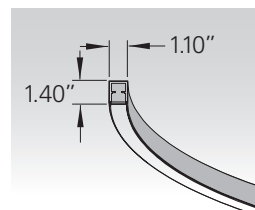
- UVDC2** – 2 ft., 4,337 lumens, 52W
- UVDC3** – 3 ft., 6,507 lumens, 78W
- UVDC4** – 4 ft., 8,676 lumens, 104W
- UVDC5** – 5 ft., 10,844 lumens, 130W
- UVDC6** – 6 ft., 13,014 lumens, 156W



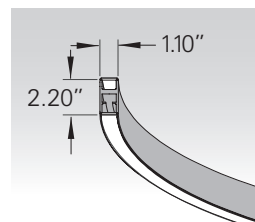
Standard Canopy
10 x 2.25 in.




Remote Driver Canopy
3.8 x 0.45 in.




Uno Cross Section



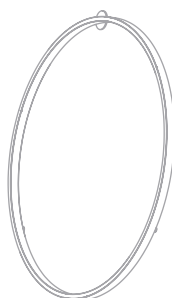
Dos Cross Section



S – Standard



SR – Standard Remote



SF – Surface
Uno only



Dose of Colors
Burbank, California

Photo: Delray Lighting, Inc.

RGB DMX

All Media, Completa, Uno, and Dos linear LED fixtures are available with single-color red or blue LEDs; or RGB with DMX512 interface controlled with the Traxon e:cue Light-Drive (*below*), or other third party DMX controllers.

RGB/RGBW CONTROLS

BDMXMOD

- Osram part no. OTDMXRGB supplied.
- DMX control interface for
- Provides DMX control with protocols that meet USITT DMX-512A or DMX512 (DIN 56930-2). No converter is required. DMX controls by others.
- A second 4-conductor control cable to fixture canopy is supplied.



OPTIONAL DMX CONTROLLER (order separately)

BDMXCON-W – white controller

BDMXCON-B – black controller

- Standalone, wall-mounted DMX controller for RGBW LED that provides direct access to fixtures. Power supply included.
- Tune color hue with sensitive wheel. Saturation and brightness control. On/off switch.
- For details, visit:
<https://www.nicolaudie.com/en/stick-cw4.htm>








DOS iO

Dos circular LED fixtures are also available with an in/out (iO) configuration, available in 3, 4, 5 and 6 ft. diameters.

White LEDs are 90 CRI Nichia tight bin chips on aluminum clad boards, available in 3000, 3500 and 4000° color temperatures. Color LEDs are RGBW, with DMX interface. The inside and outside LEDs may be separate-switched, and may be ordered with one color inside and a different color outside.



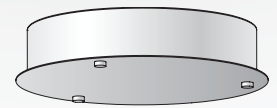
Dos iO models:

UDCi03 – 3 ft., 6,507 lumens, 78W

UDCi05 – 5 ft., 10,844 lumens, 130W

UDCi04 – 4 ft., 8,676 lumens, 104W

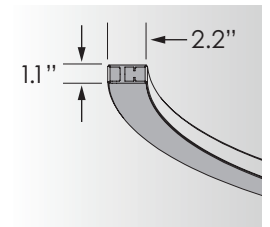
UDCi06 – 6 ft., 13,014 lumens, 156W



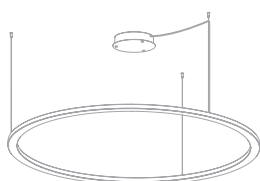
Standard Canopy
10 x 2.25 in.



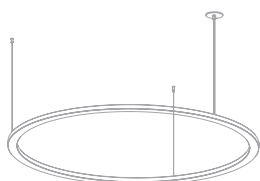
Remote Driver Canopy
3.8 x 0.45 in.



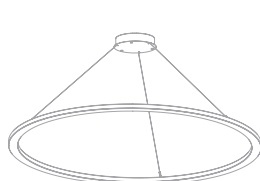
Dos iO Cross Section



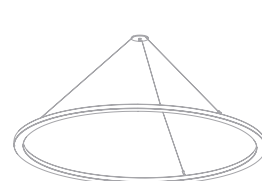
S – Separate



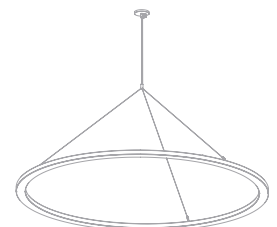
SR – Separate Remote



CS – Central Standard



CR – Central Remote



NCR – Nexus Central Remote

Finishes + Textures

Explore new design options for Cylindro II and Uno/Dos circular, and Uno/Dos strip light fixtures, with Delray's new textured resin laminates. Available in a variety of wood, leather, and patterned textures, these finishes are durable, nonporous, and scratch-resistant.

The laminates are applied to order by trained Delray technicians, providing a seamless appearance, with crisp, clean edges. (Swatches available. Please consult factory.)




SD–Silver Driftwood



BW–Barnwood



H0–Honey Oak




M–Maple




ES–Espresso



SL–Saddle Leather




CB–Carbon Fiber



DC–Dark Cherry



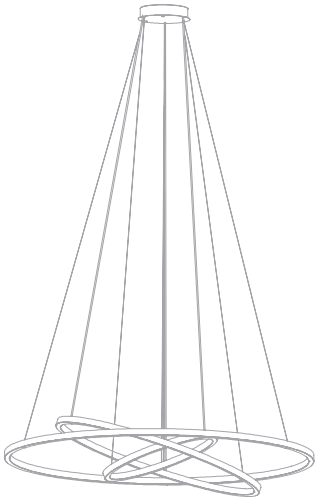
KL–Khaki Leather



TL–Tan Leather

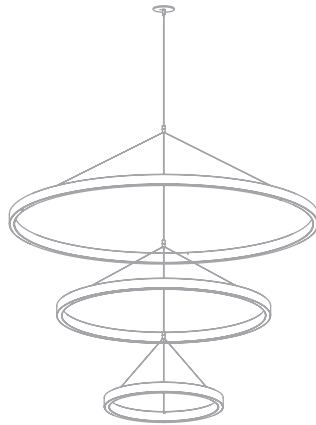
NOTE: the grain of wood finishes runs vertical on Cylindro II & III fixtures; horizontal on all other fixtures. Finishes and textures not available for Cylindro 640 or 650.

UNO/DOS CHANDELIERS



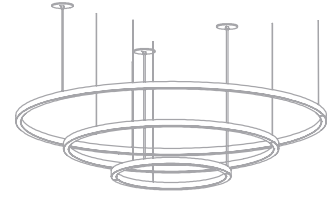
UCG–UNO Gyroscope,
Central Remote mount
2, 3, 4, 5, 6 ft.

UDCG–DOS Gyroscope,
Central Remote mount
2, 3, 4, 5 ft.



UCN–UNO Nexus,
Central Remote mount
2, 3, 4, 5, 6 ft.

UDCN–DOS Nexus, Central Remote
mount
2, 3, 4, 5 ft.



UCC–UNO Cascade,
Separate Remote mount
2, 3, 4, 5, 6 ft.

UDCC–DOS Cascade,
Separate Remote mount
2, 3, 4, 5 ft.

UNO HELIX

UC3HELIX

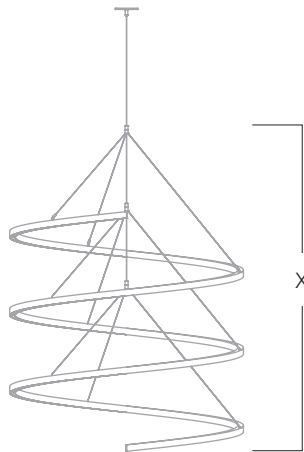
X = 37.29 in. diameter
9,750 lumens / 105 watts
White LEDs only

UC4HELIX

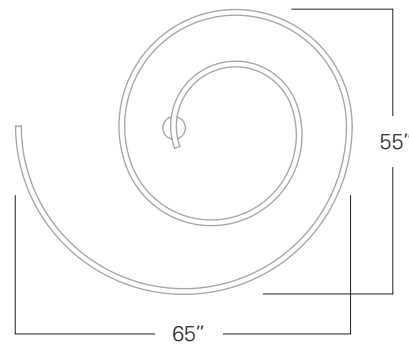
X = 46.31 in. diameter
13,000 lumens / 140 watts
White LEDs only

UC5HELIX

X = 73.30 in. diameter
16,250 lumens / 175 watts
White LEDs only



UNO SPIRAL



UCSPIRAL

5.42 diameter
8,365 lumens, 84 watts
Surface mount only.



Broadcast Media Group (BMI)
Los Angeles, California
Wolcott Architecture Interiors

CYLINDRO II 670

Cylindro II circles feature an extruded aluminum outer housing, with an inner acrylic lens that provides broad, even illumination. Fixtures are available in three sizes, with surface or remote, central or separate, driver mount options. Cylindro II is offered with white 90 CRI Nichia LED chips, which are available in 3000, 3500, and 4000° K color temperatures; as well as RGBW LEDs, with DMX512 interface. Dimming and EM options are also available.

Low Output models:

6713 – 3 ft., 3,780 lumens, 57W

6714 – 4 ft., 5,040 lumens, 76W

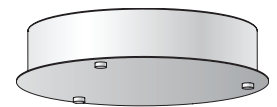
6715 – 5 ft., 6,300 lumens, 94W

High Output models:

6723 – 3 ft., 5,580 lumens, 81W

6724 – 4 ft., 6,895 lumens, 103W

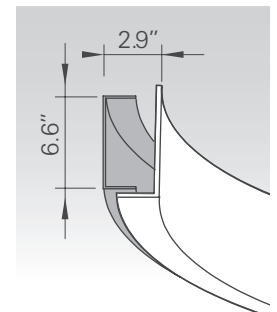
6725 – 5 ft., 9,270 lumens, 139W



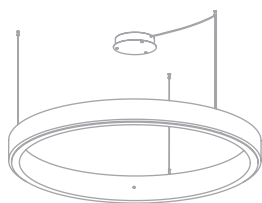
Standard Canopy
10 x 2.25 in.



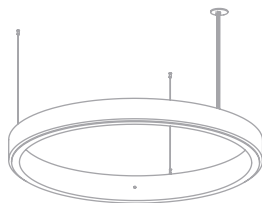
Remote Driver Canopy
3.8 x 0.45 in.



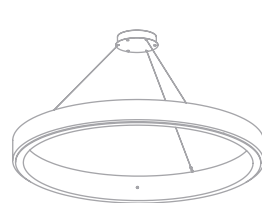
Cylindro II
Cross Section



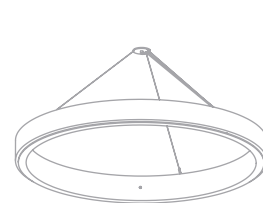
S – Separate



SR – Separate Remote



CS – Central Standard



CR – Central Remote



NCR – Nexus Central Remote

CYLINDRO II SCONCES

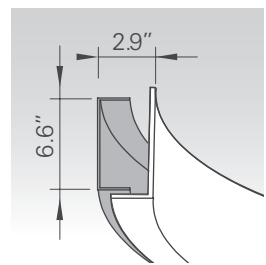
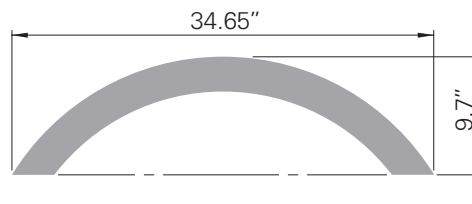
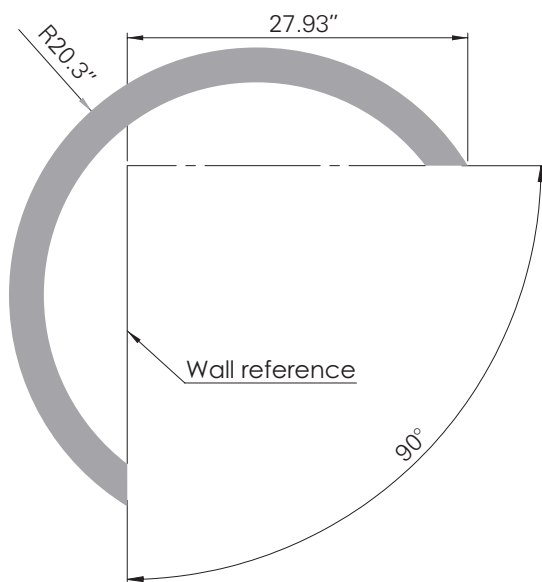
These wall and corner sconces are comprised of an extruded aluminum frame and proprietary acrylic lens that provides broad, even illumination. Both are available with white 90 CRI Nichia LED chips, which are offered in 3000, 3500, and 4000° K color temperatures; as well as RGBW LEDs, with DMX512 interface. Dimming and EM options are also available. Remote driver only.

Corner model:

B6743 – 3 ft., 2,100 lumens, 31W

Wall model:

B6733 – 3 ft., indirect, 1,150 lumens, 16.75W



Cylindro II
Cross Section



Corner



Wall



Red Ventures Headquarters
Fort Mill, South Carolina
Overcash Demmitt, architects
Photo: Clear Sky Images

CYLINDRO III 680

Cylindro III circles feature an extruded aluminum inner housing, with an outer acrylic lens that provides broad, even illumination. Fixtures are available in three sizes, with surface or remote, central or separate, driver mount options. Cylindro III is offered with white 90 CRI Nichia LED chips, which are available in 3000, 3500, and 4000° K color temperatures; as well as RGBW LEDs, with DMX512 interface. Dimming and EM options are also available.

Low Output Models:

6813 – 3 ft., 4,120 lumens, 50W

6814 – 4 ft., 5,500 lumens, 67W

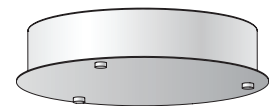
6815 – 5 ft., 6,865 lumens, 81W

High Output Models:

6823 – 3 ft., 5,925 lumens, 72W

6824 – 4 ft., 7,900 lumens, 96W

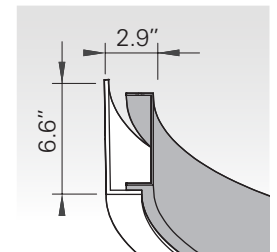
6825 – 5 ft., 8,510 lumens, 103W



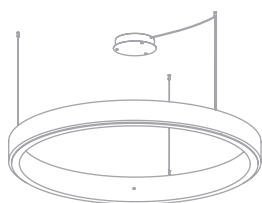
Standard Canopy
10 x 2.25 in.



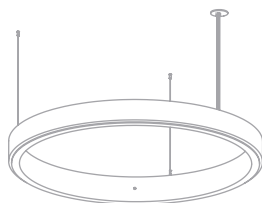
Remote Driver Canopy
3.8 x 0.45 in.



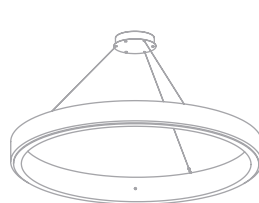
Cylindro III
Cross Section



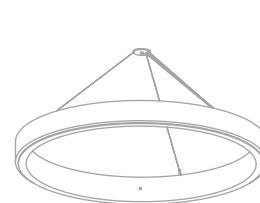
S – Separate



SR – Separate Remote



CS – Central Standard



CR – Central Remote



NCR – Nexus Central Remote

CYLINDRO | 650

With a diameter of 24 inches, Cy Lindro 650's smooth, round anodized aluminum outer shell provides contrast for the inner opal acrylic diffuser, which produces soft, even up and down light. Cy Lindro 650 is offered with white 90 CRI Nichia LED chips, which are available in 3000, 3500, and 4000° K color temperatures; as well as RBGW LEDs, with DMX512 interface. Dimming options are also available.

Separate mount:

6512 – Lo output, 2,480 lumens, 37W

6522 – Hi output, 3,700 lumens, 56W

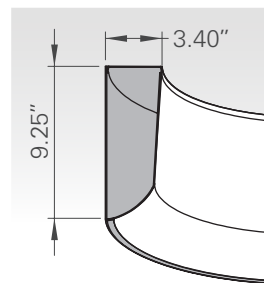
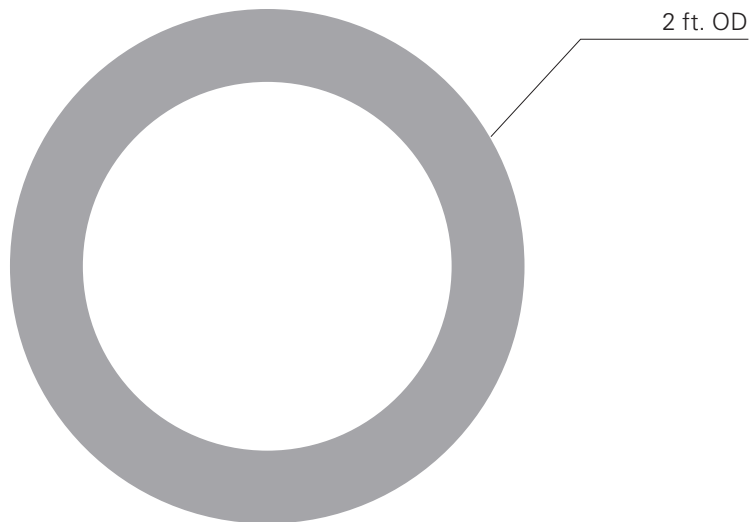
Central mount:

6511 – Lo output, 2,480 lumens, 37W

6521 – Hi output, 3,700 lumens, 56W



Standard Canopy
3.8 x 0.45 in.

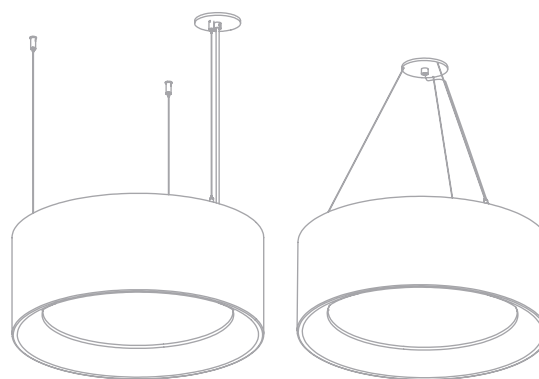


Cylindro I
Cross Section

A concealed LED MR16 option may also be added for focused task lighting, switched separately for additional control.



BMR16



Separate Mount

Central Mount



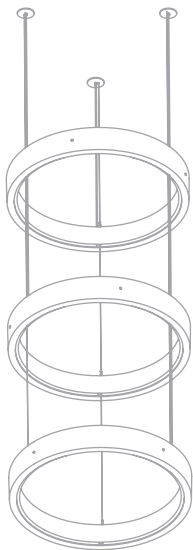
LoyaltyOne Air Miles Rewards Call Center
Mississauga, Ontario, Canada

Interior Design: Figure3

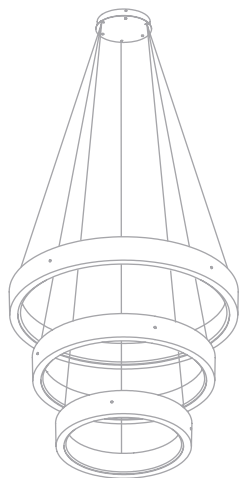
Photo: Richard Johnson Photography Inc.

CYLINDRO CHANDELIERS

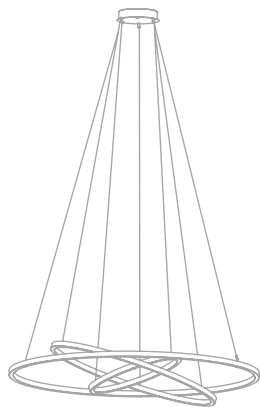
Uno, Dos, Cylindro II, and Cylindro III circles may be ordered in standard cluster configurations of two or three fixtures of various sizes, as well as custom clusters. (Consult factory for custom designs.)



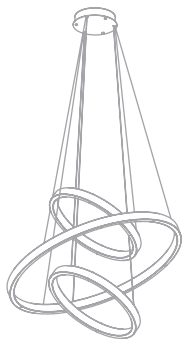
Stacked Trio
Cylindro II / III



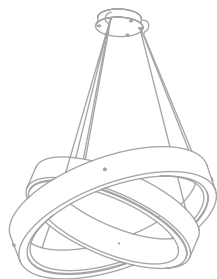
Cascade Trio
Cylindro II / III



Gyro Trio
Uno/Dos



Mixed Trio
Uno/Dos



Gyro Duo
Cylindro II / III

