

# Arctic ARL15/16 pendants

large scale opal glass globe LED pendants



## CONSTRUCTION

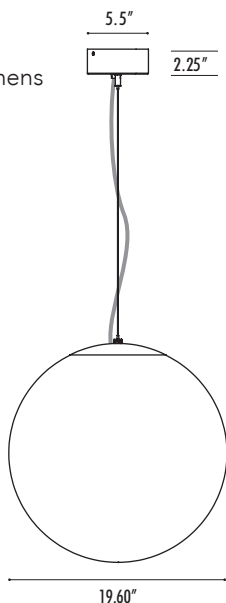
- Canopy mounts to octagonal box or mudring.
- Hand blown, triplex glass shade, with matte exterior.
- 6 ft. 18 AWG adjustable power cord supplied, standard. Specify **XP** for additional length (25 ft. max.). Default finish/power cord pairings are silver/gray, white/white, black/black.
- For RAL colors, power cord color must be specified.
- For differing fixture/canopy colors, please consult factory.
- Standard drivers are constant current, universal voltage, with 0–10V dimming to 1%. Housed in canopy for easy access.
- **RGBW** is remote install only. Optional DMX wall box also available. Order **BDMXCON** separately (see p. 2).
- For factory-set reduced lumen output, order **XL**.
- cUL listed for damp locations.

<b>TYPE:</b>	<b>PROJECT:</b>
<b>ORDER NUMBER:</b>	

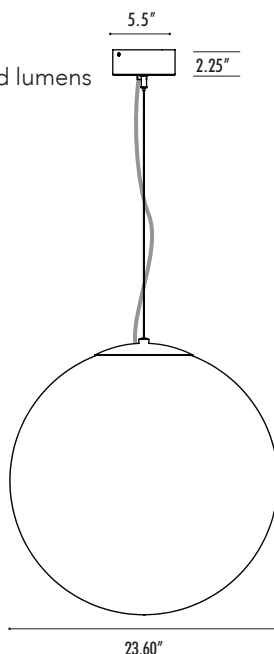
MODEL#	HOUSING FINISH	LEDS	DIMMING	OPTIONS
<b>ARL15</b> –19.60 in. <b>ARL16</b> –23.60 in.	<b>S</b> –Silver Texture <b>W</b> –White Texture <b>CC</b> –RAL Color*	<b>W30</b> <b>W35</b> <b>W40</b> <b>RGBW</b> –color + 3500° K white	<b>D</b> –Standard <b>BDIM-W11</b> <b>DMX</b> <b>DA</b> –DALI	<b>EM</b> –Emergency <b>EMR</b> –Emergency Remote <b>RR</b> –Remote Driver
Example:				
<b>ARL15</b>	<b>S</b>	<b>W35</b>	<b>D</b>	<b>RR</b>

<b>BDMXCON-W</b> –white faceplate (enter quantity):		<b>XP</b> –Extra power cord (in inches, 25 ft. max.):	
<b>BDMXCON-B</b> –black faceplate (enter quantity):		Specify canopy finish (silver, white, black):	
<b>EB</b> –Earthquake Bracing Kit (enter quantity):		Specify power cord color (gray, white, black):	
<b>XL</b> –custom lumen reduction (specify lumens):		*Specify RAL color number:	

**ARL15**  
48 watts  
5,170 delivered lumens



**ARL16**  
48 watts  
4,800 delivered lumens



# Arctic ARL15/16 pendants

large scale opal glass globe LED pendants



## WHITE LEDS

Nichia L757 boards. 90 CRI. Specify color: **W30**–3000°, **W35**–3500° or **W40**–4000° Kelvin.

## CUSTOM LUMEN OUTPUT REDUCTION

Factory set custom reduced-lumen output driver configuration. Order **XL**. Specify lumens.

## COLOR LEDS

**RGBW** with 3500° K white. Includes RGB interface. Remote install only. Optional DMX controller also available. (See below, right.)

## DIMMING

- **D**—standard supplied driver. 0–10V, programmable, 1% dimming, 120/277V, 50/60 Hz.
- **BDIM-W11**—Lutron EcoSystem LED14 Series, 1% dimming, fade-to-off.
- **DA**—DALI 1% dimming, fade-to-off. 120/277V, 50/60 Hz.
- **DMX**—for both white and RGBW LEDs, 1% dimming fade-to-off. 120/277V 50/60Hz.

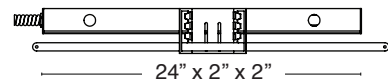
## WATTS / LUMENS

MODEL	WATTS	DELIVERED LUMENS	EFFICACY (lumens/watt)	CRI	R9
<b>ARL15</b>	53	5,955	112	90	50
<b>ARL16</b>	53	4,764**	90	90	50
<b>RGBW</b>	60*	N/A	N/A	90 (white LEDs only)	N/A

\***RGBW** watts include all color channels and white.  
\*\*Estimated (0.8 x ARL15 delivered lumens).

## REMOTE DRIVERS

For suspended and hard lid ceilings with access panels. Canopy mounts to mud ring attached to J-box. Must be accessible after installation. Order **RR**.



**NOTE:** Multiple drivers must be mounted no less than four inches apart side-by-side, and one inch apart end-to-end, to prevent overheating.

Standard pendant length: 6 ft. Specify **XP** for extra pendant. Maximum canopy to fixture distance: 25 ft. Maximum canopy to driver distance: 100 ft. (with 10 AWG wire).



Remote Driver  
Canopy  
3.80 x 0.45 in.

Max. Wiring Distance (at full load)	
Wire Size (AWG)	Distance (ft.)
18	18
16	29
14	46
12	71
10	120

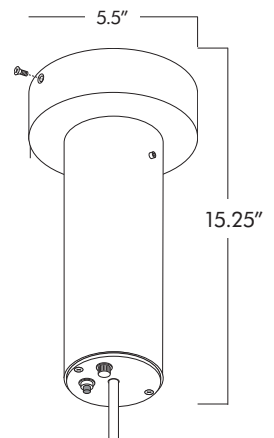
**NOTE:** Aircraft cable suspension is not recommended for outdoor use, where fixture will be exposed to water, or subject to wind oscillation. Avoid use near HVAC vents and in environments with corrosive chemical vapors, such as swimming pools.

## EMERGENCY

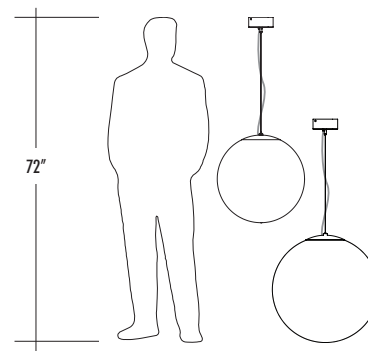
Battery pack provides 10W for 90 minutes. Canopy shown at right. Order **EM**.

## EMERGENCY REMOTE

Battery pack provides 10W for 90 minutes. Includes red light/test switch in handybox. Order **EMR**.



## SCALE



## OPTIONAL DMX CONTROLLER

- Standalone, wall-mounted DMX controller for RGBW LED that provides direct access to fixtures. Power supply included.
  - Tune color hue with sensitive wheel. Saturation and brightness control. On/off switch.
  - See <https://www.nicolaudie.com/en/stick-cw4.htm> for details.
- Order separately, either **BDMXCON-W**—white faceplate or **BDMXCON-B**—black faceplate.