


Cylindro II corner scone (B6743)

circular LED corner scone with white frosted acrylic diffuser



CONSTRUCTION

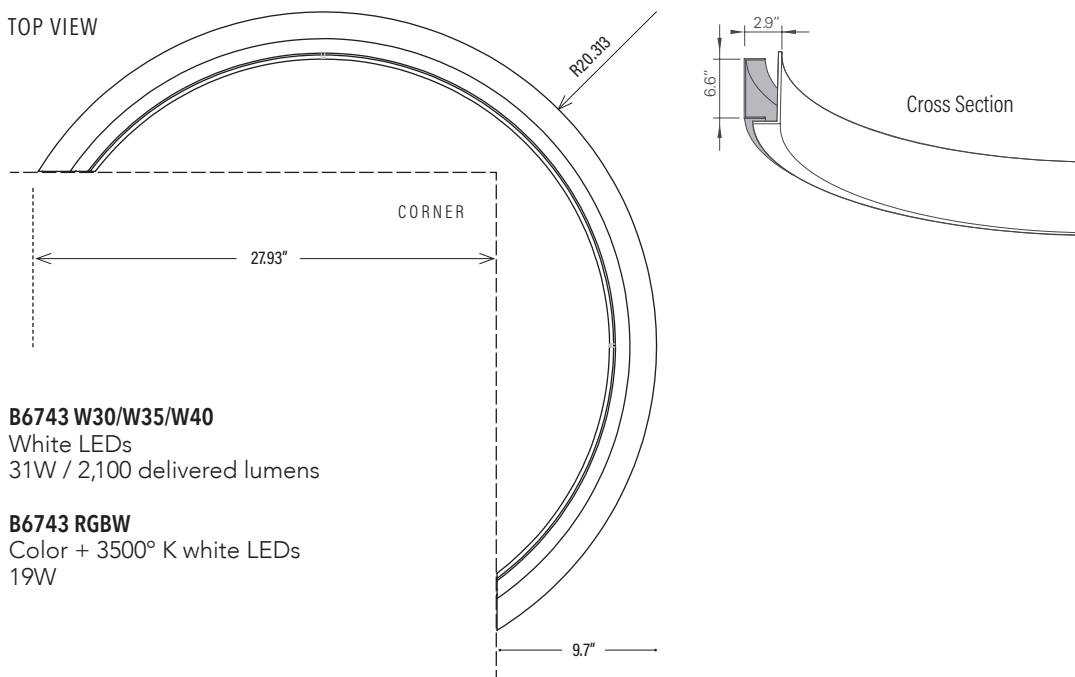
- Extruded aluminum outer housing, with white frosted acrylic diffuser.
- Mounts to two single gang handy boxes; power to right side only.
- Drivers and DMX modules remote installed.
- Drivers are universal voltage (120–277V)
- cUL listed for dry and damp locations only.

TYPE:	PROJECT:
ORDER NUMBER:	

MODEL#	FINISH	LEDS	DIMMING	OPTION
B6743	S -Silver W -White K -Black CC -RAL Color* BW -Barn Wood CB -Carbon Fiber ES -Espresso HO -Honey Oak M -Maple SD -Silver Driftwood DC -Dark Cherry KL -Khaki Leather BR -Bronze GF -Gold Leaf CO -Copper GT -Gold Textured SA -Stainless Steel	W30 W35 W40 RGBW -color + 3500° K white	D -Standard BDIM-W11 DMX DA -DALI	EMR
Example:				
B6743	S	W35	D	

BDMXCON-W -white faceplate (enter quantity):	BDMXCON-B -black faceplate (enter quantity):
XL -custom lumen reduction (specify lumens):	*Specify RAL color number:

TOP VIEW



Cylindro II corner scone (B6743)

circular LED corner scone with white frosted acrylic diffuser



WHITE LEDS

Nichia Corp. NFSL757 tight bin chips. 90 CRI.
Specify: **W30**–3000°, **W35**–3500°, or **W40**–4000° Kelvin.

CUSTOM LUMEN OUTPUT REDUCTION

Factory-set custom reduced-lumen output driver configuration.
Order **XL**. Specify lumens.

COLOR LEDS

RGBW with 3500° K white. Includes RGBW interface.
Optional DMX controller also available. (See below, right.)

DIMMING

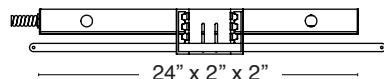
- **D**—standard supplied driver. 0–10V, programmable, 1% dimming, 120/277V, 50/60 Hz.
- **BDIM-W11**—Lutron EcoSystem LED14 Series, 1% dimming, fade-to-off. Remote (**SR**, **CR**, **NCR**) install only.
- **DA**—DALI 1% dimming, fade-to-off. 120–277V, 50/60 Hz.
- **DMX**—for both white and RGBW LEDs, 0.1% dimming fade-to-off. 120–277V 50/60Hz.

WATTS / DELIVERED LUMENS

MODEL NO.	WHITE LEDS		RGBW LEDS	
	WATTS	DELIVERED LUMENS	WATTS	DELIVERED LUMENS
B6743	31	2,100	19	N/A

REMOTE DRIVERS

For suspended and hard lid ceilings or walls with access panels.
Must be accessible after installation.



EMERGENCY REMOTE

Battery pack provides 10W for 90 minutes. Includes red light/test switch in handybox. Order **EMR**.

Max. Wiring Distance (at full load)

Wire Size (AWG)	Distance (ft.)
18	18
16	29
14	46
12	71
10	120

NOTE: Multiple drivers must be mounted no less than four inches apart side-by-side, and one inch apart end-to-end, to prevent overheating.

OPTIONAL DMX CONTROLLER

- Standalone, wall-mounted DMX controller for RGBW LED that provides direct access to fixtures. Power supply included.
- Tune color hue with sensitive wheel. Saturation and brightness control. On/off switch.
- Go to <https://www.nicolaudie.com/en/stick-de3.htm> for details.

Order separately, either **BDMXCON-W**—white faceplate or **BDMXCON-B**—black faceplate.

ACRYLIC DIFFUSER CLEANING

WARNING: Do not clean with ammonia based cleaners (e.g. Windex®). Use only water or cleaners specifically formulated for cleaning plastics.

Cylindro II corner sconce (B6743)


circular LED corner sconce with white frosted acrylic diffuser



PAINT FINISHES



S-Silver




W-white



K-Black


TEXTURED FINISHES



BW-Barnwood



CB-Carbon Fiber



ES-Espresso




HK-Honey Oak

M-Maple

SD-Silver Driftwood

PREMIUM TEXTURED FINISHES




DC-Dark Cherry



KL-Khaki Leather

METALLIC FINISHES



BR-Bronze



GF-Gold Leaf



CO-Copper



GT-Gold Textured

SA-Stainless Steel