

# Cylindro II wall sconce (B6733)

circular LED wall sconce with white frosted acrylic diffuser



## CONSTRUCTION

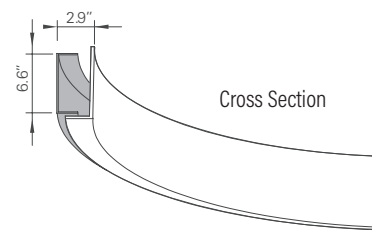
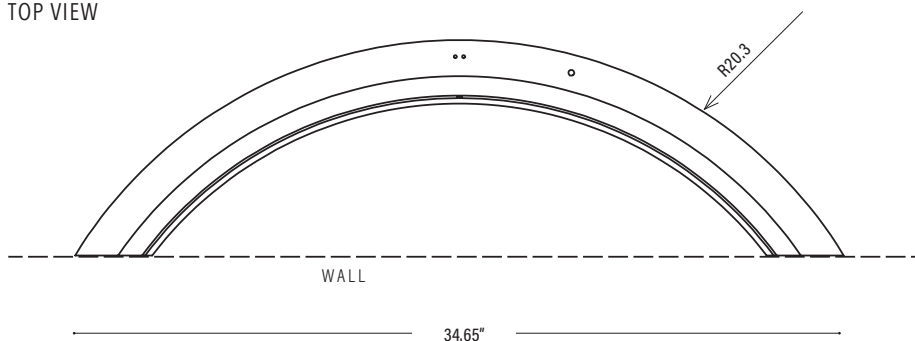
- Extruded aluminum outer housing, with white frosted acrylic diffuser.
- Mounts to two single gang handy boxes; power to right side only.
- Drivers and DMX modules remote installed.
- Drivers are universal voltage (120–277V)
- cUL listed for dry and damp locations only.

TYPE:	PROJECT:
ORDER NUMBER:	

MODEL#	FINISH	LEDS	DIMMING	OPTION
B6733	<b>S</b> -Silver <b>W</b> -White <b>K</b> -Black <b>CC</b> -RAL Color* <b>BW</b> -Barn Wood <b>CB</b> -Carbon Fiber <b>ES</b> -Espresso <b>HO</b> -Honey Oak <b>M</b> -Maple <b>SD</b> -Silver Driftwood <b>DC</b> -Dark Cherry <b>KL</b> -Khaki Leather <b>BR</b> -Bronze <b>GF</b> -Gold Leaf <b>CO</b> -Copper <b>GT</b> -Gold Textured <b>SA</b> -Stainless Steel	<b>W30</b> <b>W35</b> <b>W40</b> <b>RGBW</b> - color + 3500° K white	<b>D</b> -Standard <b>BDIM-W11</b> <b>DMX</b> <b>DA</b> -DALI	<b>EMR</b>
Example:				
B6733	S	W35	D	

<b>BDMXCON-W</b> - white faceplate (enter quantity):		<b>BDMXCON-B</b> - black faceplate (enter quantity):	
<b>XL</b> - custom lumen reduction (specify lumens):		*Specify RAL color number:	

## TOP VIEW



## B6733 W30/W35/W40

White LEDs

16.75W / 1,150 delivered lumens

## B6733 RGBW

Color + 3500° K white LEDs

5W

# Cylindro II wall sconce (B6733)

circular LED wall sconce with white frosted acrylic diffuser



## WHITE LEDS

Nichia Corp. NFSL757 tight bin chips. 90 CRI.  
Specify: **W30**–3000°, **W35**–3500°, or **W40**–4000° Kelvin.

## CUSTOM LUMEN OUTPUT REDUCTION

Factory-set custom reduced-lumen output driver configuration.  
Order **XL**. Specify lumens.

## COLOR LEDS

**RGBW** with 3500° K white. Includes RGBW interface.  
Optional DMX controller also available. (See below, right.)

## DIMMING

- **D**—standard supplied driver. 0–10V, programmable, 1% dimming, 120/277V, 50/60 Hz.
- **BDIM-W11**—Lutron EcoSystem LED14 Series, 1% dimming, fade-to-off. Remote (**SR**, **CR**, **NCR**) install only.
- **DA**—DALI 1% dimming, fade-to-off. 120–277V, 50/60 Hz.
- **DMX**—for both white and RGBW LEDs, 0.1% dimming fade-to-off. 120–277V 50/60Hz.

## WATTS / DELIVERED LUMENS

MODEL NO.	WHITE LEDs		RGBW LEDs	
	WATTS	DELIVERED LUMENS	WATTS	DELIVERED LUMENS
<b>B6733</b>	16.75	1,150	5	N/A

## REMOTE DRIVERS

For suspended and hard lid ceilings and walls with access panels. Canopy mounts to mud ring attached to J-box. Must be accessible after installation.



## EMERGENCY REMOTE

Battery pack provides 10W for 90 minutes. Includes red light/test switch in handybox. Order **EMR**.

Max. Wiring Distance (at full load)

Wire Size (AWG)	Distance (ft.)
18	18
16	29
14	46
12	71
10	120

**NOTE:** Multiple drivers must be mounted no less than four inches apart side-by-side, and one inch apart end-to-end, to prevent overheating.

## OPTIONAL DMX CONTROLLER

- Standalone, wall-mounted DMX controller for RGBW LED that provides direct access to fixtures. Power supply included.
- Tune color hue with sensitive wheel. Saturation and brightness control. On/off switch.
- Go to <https://www.nicolaudie.com/en/stick-de3.htm> for details.

Order separately, either **BDMXCON-W**—white faceplate or **BDMXCON-B**—black faceplate.

## ACRYLIC DIFFUSER CLEANING

**WARNING:** Do not clean with ammonia based cleaners (e.g. Windex®). Use only water or cleaners specifically formulated for cleaning plastics.

# Cylindro II wall sconce (B6733)


circular LED wall sconce with white frosted acrylic diffuser



## PAINT FINISHES



**S**-Silver




**W**-white




**K**-Black


## TEXTURED FINISHES



**BW**-Barnwood



**CB**-Carbon Fiber



**ES**-Espresso




**HK**-Honey Oak

**M**-Maple

**SD**-Silver Driftwood

## PREMIUM TEXTURED FINISHES




**DC**-Dark Cherry



**KL**-Khaki Leather

## METALLIC FINISHES




**BR**-Bronze



**GF**-Gold Leaf



**CO**-Copper



**GT**-Gold Textured

**SA**-Stainless Steel