

Industrial IL7710

Rocket I frosted lens LED metal low bay



CONSTRUCTION

- Canopy mounts to standard J-box.
- Die cast aluminum housing and heat sink.
- Spun matte anodized .063 aluminum housing.
- Frosted 3/16" tempered, soda lime glass with 2 in. ventilation opening. Secured with a rubber gasket, the lens is held in place by three positive-locking clamps.

- 6 ft. power cord supplied, standard. Specify **XP** for additional length (25 ft. max.).
- Lens and component design provides maximum airflow for cool operation.
- cUL listed for dry locations, standard drivers; damp locations only for remote drivers.

TYPE:	PROJECT:
ORDER NUMBER:	

MODEL#	MILLIAMPS	LEDS	VOLTAGE	DIMMING	OPTIONS
IL7710	1,050 750 500	W30 W35 W40	1-120V 2-277V	D-Standard BDIM-W11 DA-DALI	EM-Emergency

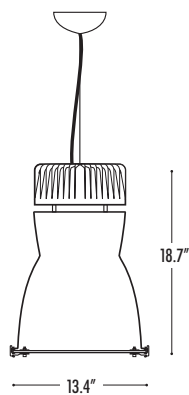
Example:

IL7710	1,050	W35	1	D	
---------------	--------------	------------	----------	----------	--

XP-Extra power cord (in inches, 25 ft. max.):	CM1-Pipe mount (24 in. included, specify total length):
--	--

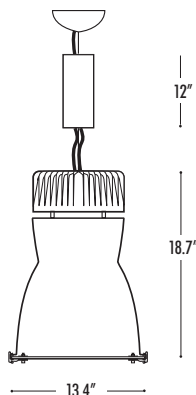
IL7710

56, 42, 28 watts



IL7710/EM

Emergency Battery Pack
10W for 90 minutes



Industrial IL7710

Rocket I frosted lens LED metal low bay



WHITE LEDS

Nichia Corp. chips, available in three colors: **W30**–3000°, **W35**–3500° or **W40**–4000° Kelvin.

DIMMING

- **D**—standard supplied driver. 0–10V, programmable, 1% dimming, 120/277V, 50/60 Hz.
- **BDIM-W11**—Lutron EcoSystem LED14 Series, 1% dimming, fade-to-off.
- **DA**—DALI, 1% dimming, fade-to-off. 120/277V, 50/60 Hz.

EMERGENCY

Battery pack provides 10W for 90 minutes. See drawing on page 1. Order **EM**.

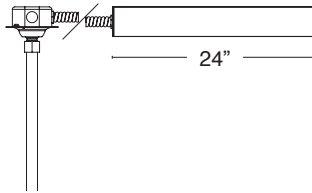
mA / WATTS / LUMENS

OUTPUT	CURRENT (mA)	WATTS	DELIVERED LUMENS
HO	1,050	56	5,600
MO	750	42	3,920
LO	500	28	2,800

CM1—1/2" ID hard stem option, supplied with swivel canopy for earthquake code, sloped ceilings, and indoor areas with light air movement (e.g., near HVAC vents). Pipe replaces power cord and cable. Length must be specified.

Pipe longer than 8 ft. will be shipped in two sections—one 8 ft., the other for the balance—with painted, threaded pipe coupler and set screws.

Remote installed required.



NOTE: Aircraft cable suspension is not recommended for outdoor use, where fixture will be exposed to water, or subject to wind oscillation. Avoid use near HVAC vents and in environments with corrosive chemical vapors, such as swimming pools.