

# Bola pendant

oval opal glass LED pendants



## CONSTRUCTION

- Hand blown opal glass oval globes
- 6 ft. gray or white 18 AWG adjustable power cord supplied, standard. Specify **XP** for additional length (25 ft. max.).
- Default finish/power cord pairings are silver/gray, white/white, black/black.
- For RAL colors, power cord color must be specified.
- For differing fixture/canopy colors, please consult factory.
- Drivers installed in surface mount canopy. For remote driver installation, see p. 2.
- Drivers are universal voltage (120–277V).
- cUL listed for dry and damp locations only.

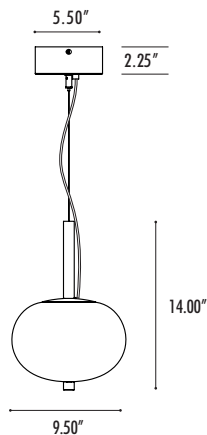
|                      |                 |
|----------------------|-----------------|
| <b>TYPE:</b>         | <b>PROJECT:</b> |
| <b>ORDER NUMBER:</b> |                 |

| MODEL#  | HOUSING FINISH  | LEDS                                     | DIMMING   | OPTIONS  |
|---|---|--|---|--|
| AG20S - Small<br>AG20M - Medium<br>AG20D - Double | S - Silver<br>W - White<br>K - Black<br>CC - RAL Color* | W30<br>W35<br>W40<br>**CT - Color Tuning | D - Standard<br>BDIM-W11<br>DA - DALI<br>DMX<br>DPH - Phase (120V only) | RR - Remote Driver<br>EM - Emergency<br>EMR - Emergency Remote |
| Example:  |   |  |   |  |
| AG20D   | S   | W35                                      | D   |  |

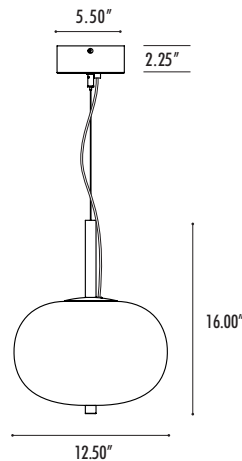
|  |  |
|--|--|
| <b>BDMXCON-W</b> - white faceplate (enter quantity): | Specify canopy finish (silver, white, black):  |
| <b>BDMXCON-B</b> - black faceplate (enter quantity): | Specify power cord color (gray, white, black): |
| <b>EB</b> - Earthquake Bracing Kit (enter quantity): | *Specify RAL color number:                     |
| <b>XL</b> - custom lumen reduction (specify lumens): |  |

\*\*CT not available for AG20D dual globe fixtures.

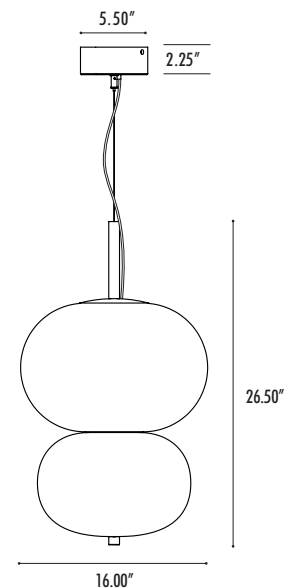
AG20S - small single



AG20M - medium single



AG20D - dual large/medium



# Bola pendant

oval opal glass LED pendants



## WHITE LEDS

Nichia L757 boards. 50 R9, 90 CRI. Specify color: **W30**–3000°, **W35**–3500° or **W40**–4000° Kelvin.

## CUSTOM LUMEN OUTPUT REDUCTION

Factory set custom reduced-lumen output driver configuration. Order **XL**. Specify lumens.

## COLOR LEDS

CT uses Lumenetix-araya™ Entertainment LED module 1650-8000K white tunable range, 90+ CRI, with red, green, blue, amber, mint, and cyan chips. See <https://www.erp-power.com/our-products/tunable-color-lumenetix-araya/> for details. Includes dimming interface. Optional DMX controller also available (See below., right.)

## DIMMING

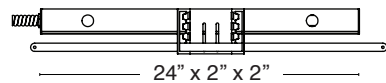
- **D**—standard supplied driver. 0–10V, programmable, 1% dimming, 120–277V, 50/60 Hz.
- **BDIM-W11**—Lutron EcoSystem LED14 Series, 1% dimming, fade-to-off.
- **DPH**—Triac and ELV 1% dimming at 120V 60 Hz only.
- **DA**—DALI 1% dimming, fade-to-off. 120–277V, 50/60 Hz.
- **DMX**—for both white and **RGBW/CT** LEDs, 0.1% dimming fade-to-off. 120/277V 50/60Hz.

## WATTS / LUMENS

| MODEL        | WHITE LEDS |                  | RGBW/CT LEDS |                  |
|--------------|------------|------------------|--------------|------------------|
|              | WATTS      | DELIVERED LUMENS | WATTS        | DELIVERED LUMENS |
| <b>AG20S</b> | 6          | 540              | 39           | N/A              |
| <b>AG20M</b> | 9          | 1,190            | 39           | N/A              |
| <b>AG20D</b> | 22         | 1,700            | N/A          | N/A              |

## REMOTE DRIVERS

For suspended and hard lid ceilings with access panels. Canopy mounts to mud ring attached to J-box. Must be accessible after installation. Order **RR**.



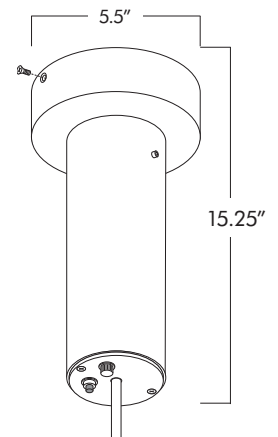
Standard pendant length: 6 ft. Specify **XP** for extra pendant. Maximum canopy to fixture distance: 25 ft. Maximum canopy to driver distance: 100 ft. (with 10 AWG wire).



Remote Driver Canopy  
3.80 x 0.45 in.

## EMERGENCY

Battery pack provides 10W for 90 minutes. Canopy shown below. Order **EM**.



## EMERGENCY REMOTE

Battery pack provides 10W for 90 minutes. Includes red light/test switch in handybox. Order **EMR**.

### Max. Wiring Distance (at full load)

| Wire Size (AWG) | Distance (ft.) |
|-----------------|----------------|
| 18              | 18             |
| 16              | 29             |
| 14              | 46             |
| 12              | 71             |
| 10              | 120            |

**NOTE:** Multiple drivers must be mounted no less than four inches apart side-by-side, and one inch apart end-to-end, to prevent overheating.

**NOTE:** Aircraft cable suspension is not recommended for outdoor use, where fixture will be exposed to water, or subject to wind oscillation. Avoid use near HVAC vents and in environments with corrosive chemical vapors, such as swimming pools.

## OPTIONAL DMX CONTROLLER

- Standalone, wall-mounted DMX controller for **RGBW/CT** LEDs that provides direct access to fixtures. Power supply included.
  - Tune color hue with sensitive wheel. Saturation and brightness control. On/off switch.
  - See <https://www.nicolaudie.com/en/stick-cw4.htm> for details.
- Order separately, either **BDMXCON-W**—white faceplate or **BDMXCON-B**—black faceplate.