

# Cylindro II chandeliers (BG67)

circular LED pendants with white acrylic diffuser



## CONSTRUCTION

- Extruded aluminum outer housing, with frosted white acrylic diffuser.
- 6 ft. gray adjustable power cord and aircraft cables, gripper supplied, standard. Specify **XP** for additional length. Default finish/power cord pairings are silver/gray, white/white, black/black.
- For differing fixture/canopy colors, please consult factory.
- Drivers and DMX module installed in surface mount canopy. For remote driver installation, see page 2.
- Drivers are universal voltage, 120–277V.
- Specify: **S, C**—standard canopy (10" x 2.25"), which mounts to all standard J-boxes and must attach to structure able to support 75 lb. **SR, CR, NCR**—remote canopy (3" x 0.45") mounts to 3" mud ring.
- cUL listed for dry and damp locations only.

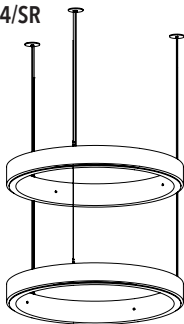
TYPE:	PROJECT:
ORDER NUMBER:	

MODEL#	DIAMETERS	FINISH	OUTPUT	LEDS	MOUNT STYLE	DRIVER	OPTION
BG67	3-3 ft. 4-4 ft. 5-5 ft.	S-Silver W-White K-Black (see page 3 for more)	LO-Low HO-High	W30 W35 W40 RGBW-color + 3500° K white	S-Separate SR-Separate Remote C-Central CR-Central Remote NCR-Nexus CR	D-Standard BDIM-W11 DMX DA-DALI	EM
Example:							
BG67	345	S	HO	W35	SR	D	

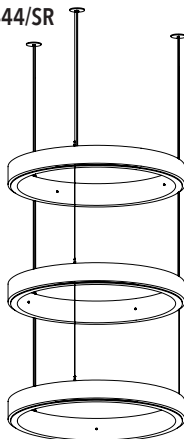
BDMXCON-W—white faceplate (enter quantity):		XL—custom lumen reduction (specify lumens):	
BDMXCON-B—black faceplate (enter quantity):		XP—Extra power cord (in inches, 25 ft. max.):	
		EB—Earthquake Bracing Kit (enter quantity):	
		Specify canopy finish (silver, white, black):	
		Specify power cord color (gray, white, black):	

## SEPARATE

BG6744/SR

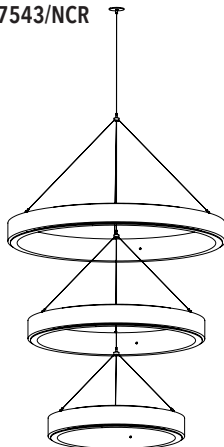


BG67444/SR

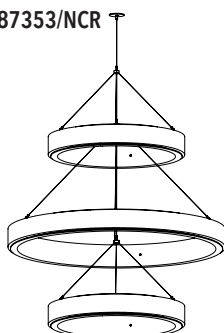


## NEXUS

BG67543/NCR

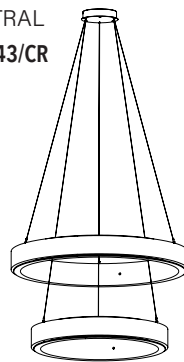


BG687353/NCR

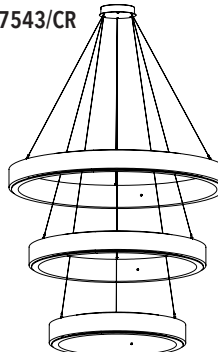


## CENTRAL

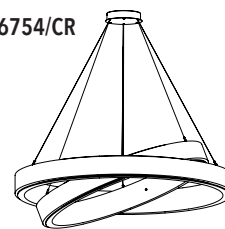
BG6743/CR



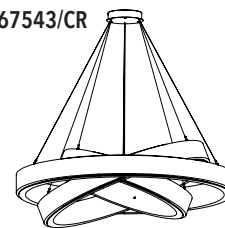
BG67543/CR



BG6754/CR



BG67543/CR



**Note:** Drawings indicate mount style only. Stacks and gyroscopes are configured in the field by adjusting aircraft and power cable lengths. Stacked fixtures must all be the same diameter.

# Cylindro II chandeliers (BG67)

circular LED pendants with white acrylic diffuser



## WHITE LEDS

Nichia Corp. NFSL757 tight bin chips, available in 6W per foot (**LO**–Low Output), or 11.2W per foot (**HO**–High Output). 90 CRI. Specify: **W30**–3000°, **W35**–3500°, or **W40**–4000° Kelvin.

## CUSTOM LUMEN OUTPUT REDUCTION

Factory set custom reduced-lumen output driver configuration. Order **XL**. Specify lumens.

## COLOR LEDS

**RGBW** with 3500° K white. Includes RGBW interface. Optional DMX controller also available. (See below.)

## DIMMING

- **D**–standard supplied driver. 0–10V, programmable, 1% dimming, 120–277V, 120/277V, 50/60 Hz.
- **BDIM-W11**–Lutron EcoSystem LED14 Series, 120–277V, 1% dimming, fade-to-off. Remote (**SR**, **CR**, **NCR**) install only.
- **DA**–DALI 1% dimming, fade-to-off. 120–277V, 50/60 Hz.
- **DMX**–for both white and RGBW LEDs, 0.1% dimming fade-to-off. 120–277V 50/60Hz.

## WATTS / DELIVERED LUMENS / DRIVERS / CANOPY

WHITE LEDs			RGBW LEDs			DRIVERS	CANOPY
DIAMETER	WATTS	DELIVERED LUMENS	DIAMETER	WATTS	DELIVERED LUMENS		
3 ft.–LO	51	3,780	3 ft.	30	N/A	1	*
4 ft.–LO	68	5,040	4 ft.	40	N/A	1	*
5 ft.–LO	85	6,300	5 ft.	50	N/A	1	*
3 ft.–HO	73	5,580				2	**
4 ft.–HO	93	6,895				2	**
5 ft.–HO	125	9,270				2	**

## REMOTE DRIVERS

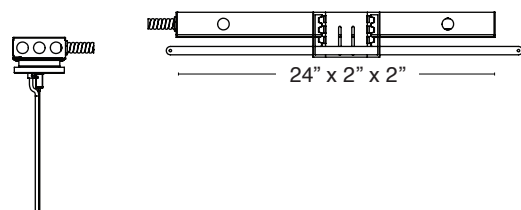
For suspended and hard lid ceilings with access panels. Canopy mounts to mud ring attached to J-box. Must be accessible after installation.

Standard pendant length: 8 ft. Specify **XP** for extra pendant. Maximum canopy to fixture distance: 25 ft. Maximum canopy to driver distance: 100 ft. (with 10 AWG wire).



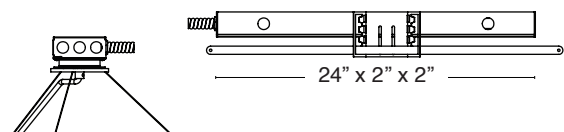
Remote Driver  
Canopy  
3.8 x 0.45 in.

**SR** – Separate mount driver installation.

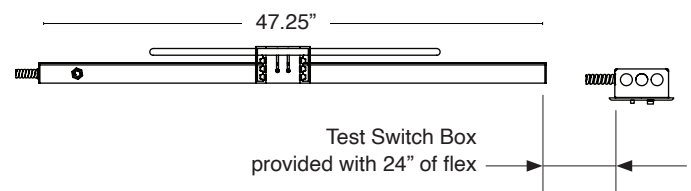


**NOTE:** Multiple drivers must be mounted no less than four inches apart side-by-side, and one inch apart end-to-end, to prevent overheating.

**CR** – Central mount remote driver installation.



**EM** – Emergency. T-bar install shown, below. Emergency battery pack provides 10W for 90 minutes. Remote install only. Red driver light and test switch mounted in handy box installed at ceiling.



## OPTIONAL DMX CONTROLLER

- Standalone, wall-mounted DMX controller for RGBW LED that provides direct access to fixtures. Power supply included.
  - Tune color hue with sensitive wheel. Saturation and brightness control. On/off switch.
  - See <https://www.nicolaudie.com/en/stick-cw4.htm> for details.
- Order separately, either **BDMXCON-W**–white faceplate or **BDMXCON-B**–black faceplate.

## AIRCRAFT CABLE

**NOTE:** Not recommended for outdoor use, where fixture will be exposed to water, or subject to wind oscillation. Avoid use near HVAC vents and in environments with corrosive chemical vapors, such as swimming pools.

## ACRYLIC DIFFUSER CLEANING




**WARNING:** Do not clean with ammonia based cleaners (e.g. Windex®). Use only water or cleaners specifically formulated for cleaning plastics.

# Cylindro II chandeliers (BG67)







circular LED pendants with white acrylic diffuser



## PAINT FINISHES

SWATCH	FINISH NO.
	<b>S</b> -Silver
	<b>W</b> -white
	<b>K</b> -Black

## TEXTURED FINISHES

SWATCH	FINISH NO.
	<b>BW</b> -Barnwood
	<b>CB</b> -Carbon Fiber
	<b>ES</b> -Espresso
	<b>HO</b> -Honey Oak
	<b>M</b> -Maple
	<b>SD</b> -Silver Driftwood

## PREMIUM TEXTURED FINISHES

SWATCH	FINISH NO.
	<b>DC</b> -Dark Cherry
	<b>TL</b> -Tan Leather
	<b>KL</b> -Khaki Leather

## TEXTURED FINISHES - CANOPY AND POWER CORD COLORS

Specify Silver, White, Black or RAL color for canopy. Also specify Gray, White or Black power cord.