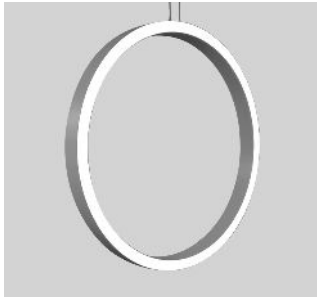


UNO vertical pendant

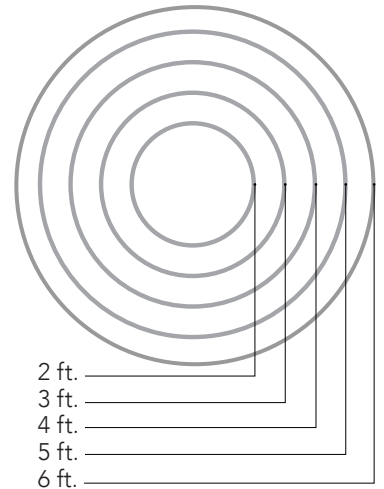
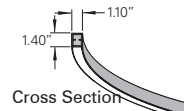
vertical mount circular LED with white frosted acrylic lens



CONSTRUCTION

- Extruded aluminum outer housing
- Direct frosted acrylic lens.

- Suspended with field-adjustable aircraft cable, with push-button glider. 8 ft. 18 AWG power cord. Push button grippers supplied, standard. Specify **XP** for additional length. (25 ft. maximum.)
 - Default finish/power cord pairings are silver/gray, white/white, black/black.
 - For RAL colors, power cord color must be specified.
 - For differing fixture/canopy colors, please consult factory.
 - Drivers and DMX module
- remotely installed in surface mount canopy. For remote driver installation, see page 2.
- Drivers are universal voltage (120–277V).
 - Nominal diameters, right. For actual diameters (in.), see chart p. 2.
 - cUL listed for dry and damp locations only.

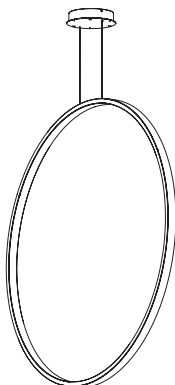


TYPE:	PROJECT:
ORDER NUMBER:	

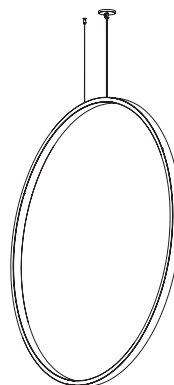
MODEL#	FINISH			LEDS	MOUNT STYLE	DIMMING	OPTION
UVC2 -2 ft.	S -Silver	BW -Barn Wood	SD -Silver Driftwood	W30	S -Standard SR -Standard Remote	D -Standard BDIM-W11 DMX DA -DALI	EM
UVC3 -3 ft.	W -White	CB -Carbon Fiber	DC -Dark Cherry	W35			
UVC4 -4 ft.	K -Black	ES -Espresso	KL -Khaki Leather	W40			
UVC5 -5 ft.	CC -RAL Color*	HK -Honey Oak	(More see p. 3)	RGBW -color +			
UVC6 -6 ft.		M -Maple		3500° K white			
Example:							
UVC5	BW			W35	SR	D	

BDMXCON-W - white faceplate (enter quantity):	XP - Extra power cord (in inches, 25 ft. max.):	
BDMXCON-B - black faceplate (enter quantity):	Specify canopy finish (silver, white, black):	
EB - Earthquake Bracing Kit (enter quantity):	Specify power cord color (gray, white, black):	
XL - custom lumen reduction (specify lumens):	*Specify RAL color number:	

VERTICAL PENDANT



S - Standard



SR - Standard Remote

delraylighting.com

UNO vertical pendant

vertical mount circular LED with white frosted acrylic lens



WHITE LEDS

Nichia Corp. NFSL757 tight bin chips on aluminum boards. 90 CRI. Specify color: W30–3000° Kelvin, W35–3500° Kelvin, or W40–4000° Kelvin.

CUSTOM LUMEN OUTPUT REDUCTION

Factory set custom reduced-lumen output driver configuration. Order **XL**. Specify lumens. Static white only.

COLOR LEDS

RGBW with 3500° K white. Includes RGBW interface. Optional DMX controller also available. (See below.)

DIMMING

- **D**—standard supplied driver. 0–10V, programmable, 1% dimming, 120/277V, 50/60 Hz.
- **BDIM-W11**—Lutron EcoSystem LED14 Series, 1% dimming, fade-to-off. Remote (**SR**, **CR**, **NCR**) install only.
- **DA**—DALI 1% dimming, fade-to-off. 120–277V, 50/60 Hz.
- **DMX**—for both white and RGBW LEDs, 0.1% dimming fade-to-off. 120–277V, 50/60Hz.

DIAMETER / WATTS / LUMENS / DRIVERS REQUIRED / WEIGHT

DIAMETER Nominal (Actual)	WATTS		DELIVERED LUMENS		DRIVERS REQUIRED		WEIGHT (lb.)
	White	RGBW	White	RGBW	WHITE	RGBW	
2 ft. (25.10 in.)	26	Consult Factory	2,166	Consult Factory	1	Consult Factory	7
3 ft. (35.10 in.)	39		3,250		1		14
4 ft. (45.10 in.)	52		4,333		1		16
5 ft. (65.10 in.)	65		5,416		1		18
6 ft.	Consult Factory						

TRAXON/OSRAM LIGHT DRIVE**

BTRAXW—white faceplate

- Standalone, wall-mounted (12V power supply included)
DMX controller for RGBW LED that provides direct access to fixtures.
- Tune color and brightness with the Light-Drive wheel.
- Fully dimmable white mode button.
- See <http://www.osram.com/ecue> for details.

AIRCRAFT CABLE

NOTE: Not recommended for outdoor use, where fixture will be exposed to water, or subject to wind oscillation. Avoid use near HVAC vents and in environments with corrosive chemical vapors, such as swimming pools.

ACRYLIC DIFFUSER CLEANING

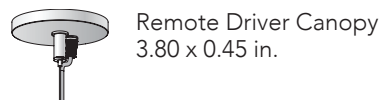
WARNING: Do not clean with ammonia based cleaners (e.g. Windex®). Use only water or cleaners specifically formulated for cleaning plastics.

REMOTE DRIVER

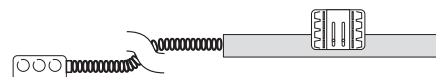
Driver must be accessible after installation. For suspended and hard lid ceilings with access panels. Canopy mounts to mud ring attached to J-box.

Standard pendant length: 8 ft. Specify **XP** for extra pendant. Maximum canopy to fixture distance: 25 ft. Maximum canopy to driver distance: 100 ft. (with 10 AWG wire).

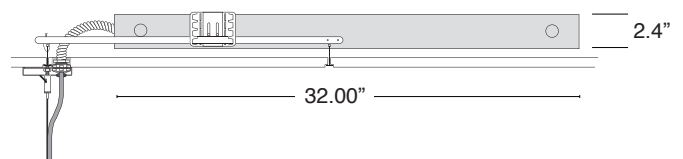
NOTE: Multiple drivers must be mounted no less than 4 inches apart side-by-side, and 1 inch apart end-to-end, to avoid overheating.



SR – Surface mount driver installation.



EM – Emergency. T-bar install shown, below. Battery pack provides 10W for 90 minutes. Remote install only. Red driver light and test switch mounted in handy box installed at ceiling.



UNO vertical pendant


vertical mount circular LED with white frosted acrylic lens



PAINT FINISHES



S-Silver



W-white




K-Black




CC-XXXX RAL Color


TEXTURED FINISHES



BW-Barnwood



CB-Carbon Fiber



ES-Espresso



HK-Honey Oak



M-Maple



SD-Silver Driftwood

PREMIUM TEXTURED FINISHES




DC-Dark Cherry



KL-Khaki Leather

METALLIC FINISHES




BR-Bronze




GF-Gold Leaf



CO-Copper



GT-Gold Textured



SA-Stainless Steel

TEXTURED FINISHES - CANOPY AND POWER CORD COLORS

Specify Silver, White, Black or RAL color for canopy.
Also specify Gray, White or Black power cord.

ACRYLIC DIFFUSER CLEANING

WARNING: Do not clean with ammonia based cleaners (e.g. Windex®). Use only water or cleaners specifically formulated for cleaning plastics.