

UNO surface

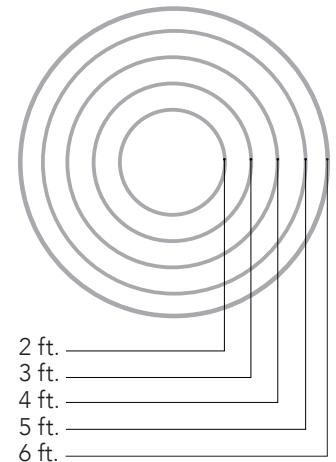
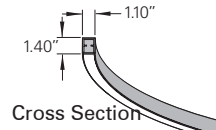
surface mount circular LED with acrylic diffuser



CONSTRUCTION

- Extruded aluminum outer housing
- Direct frosted acrylic lens.

- Suspended with field-adjustable aircraft cable, with push-button glider. 8 ft. 18 AWG power cord. Push button grippers supplied, standard. Specify **XP** for additional length. (25 ft. maximum.)
- Default finish/power cord pairings are silver/gray, white/white, black/black.
- For RAL colors, power cord color must be specified.
- For differing fixture/canopy colors, please consult factory.
- Drivers and DMX module remotely installed in surface mount canopy. For remote driver installation, see page 2.
- Drivers are universal voltage (120–277V).
- Nominal diameters, right. For actual diameters (in.), see chart p. 2.
- cUL listed for dry and damp locations only.

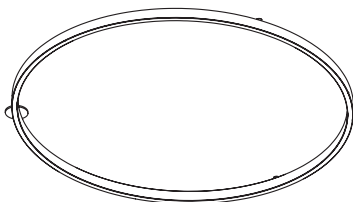


TYPE:	PROJECT:
ORDER NUMBER:	

MODEL#	FINISH			LEDS	DIMMING	OPTIONS
UCSF2-2 ft.	S-Silver	BW-Barn Wood	SD-Silver Driftwood	W30	D-Standard	SS
UCSF3-3 ft.	W-White	CB-Carbon Fiber	DC-Dark Cherry	W35	BDIM-W11	EM
UCSF4-4 ft.	K-Black	ES-Espresso	KL-Khaki Leather	W40	DMX	TB
UCSF5-5 ft.	CC- RAL Color*	HK-Honey Oak	(More see p. 3)	RGBW - color + 3500° K white	DA-DALI	DO
UCSF6-6 ft.		M-Maple				
Example:						
UCSF6	S	BW		W35	BDIM-W11	EM

BDMXCON-W - white faceplate (enter quantity):		XP- Extra power cord (in inches, 25 ft. max.):
BDMXCON-B - black faceplate (enter quantity):		Specify canopy finish (silver, white, black):
EB - Earthquake Bracing Kit (enter quantity):		Specify power cord color (gray, white, black):
XL- custom lumen reduction (specify lumens):		*Specify RAL color number:

SURFACE MOUNT



SF – Surface (wall or ceiling) Remote

UNO surface

surface mount circular LED with acrylic diffuser



WHITE LEDS

Nichia Corp. NFSL757 tight bin chips on aluminum boards. 90 CRI. Specify color: W30–3000° Kelvin, W35–3500° Kelvin, or W40–4000° Kelvin.

CUSTOM LUMEN OUTPUT REDUCTION

Factory set custom reduced-lumen output driver configuration. Order **XL**. Specify lumens. Static white only.

COLOR LEDS

GBW with 3500° K white. Includes RGBW interface. Optional DMX controller also available. (See below.)

DIMMING

- **D**—standard supplied driver. 0–10V, programmable, 1% dimming, 120/277V, 50/60 Hz.
- **BDIM-W11**—Lutron EcoSystem LED14 Series, 1% dimming, fade-to-off. Remote (**SR**, **CR**, **NCR**) install only.
- **DA**—DALI 1% dimming, fade-to-off. 120–277V, 50/60 Hz.
- **DMX**—for both white and RGBW LEDs, 0.1% dimming fade-to-off. 120–277V, 50/60Hz.

DIAMETER / WATTS / LUMENS / DRIVERS REQUIRED / WEIGHT

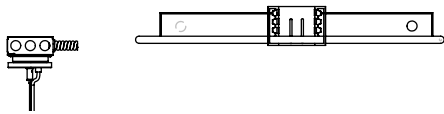
DIAMETER Nominal (Actual)	WATTS		DELIVERED LUMENS		DRIVERS REQUIRED		WEIGHT (lb.)
	White	RGBW	White	RGBW	WHITE	RGBW	
2 ft. (25.10 in.)	26	Consult Factory	2,166	Consult Factory	1	Consult Factory	7
3 ft. (35.10 in.)	39		3,250		1		14
4 ft. (45.10 in.)	52		4,333		1		16
5 ft. (65.10 in.)	65		5,416		1		18
6 ft. (80.10 in.)	78		6,500		1		20

RECESSED DRIVERS

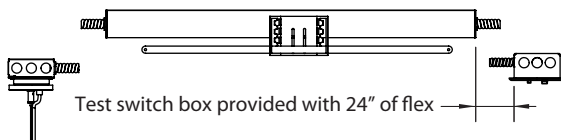
Drivers must be accessible after installation. Multiple driver housings must be mounted no closer than 4" apart side-by-side, or 1" apart end-to-end, to avoid overheating. Driver to canopy distance should not exceed 100 ft., using 10 AWG wire.

SLRD: Standard remote housing has no bar hangers and mounts to structure with screws. Dimensions: 24" length, 2.36" height, 2.65" width.

SLRDTB: Remote housing for T-bar ceiling includes bar hangers. Dimensions: 27" length, 3.4" height, 4.25" width.



EM/SLRDTB: Remote **EM** housing for T-bar ceiling includes bar hangers and remote test switch. Dimensions: 36" length, 3.4" height, 4.25" width. Provides 10W for 90 minutes.



OPTIONAL DMX CONTROLLER

- Standalone, wall-mounted DMX controller for RGBW LED that provides direct access to fixtures. Power supply included.
 - Tune color hue with sensitive wheel. Saturation and brightness control. On/off switch.
 - See <https://www.nicolaudie.com/en/stick-de3.htm> for details.
- Order separately, either **BDMXCON-W**—white faceplate or **BDMXCON-B**—black faceplate.

ACRYLIC DIFFUSER CLEANING

WARNING: Do not clean with ammonia based cleaners (e.g. Windex®). Use only water or cleaners specifically formulated for cleaning plastics.

UNO surface


surface mount circular LED with acrylic diffuser



PAINT FINISHES




S-Silver



W-white




K-Black




CC-XXXX RAL Color


TEXTURED FINISHES



BW-Barnwood



CB-Carbon Fiber



ES-Espresso



HK-Honey Oak



M-Maple



SD-Silver Driftwood

PREMIUM TEXTURED FINISHES




DC-Dark Cherry



KL-Khaki Leather

METALLIC FINISHES




BR-Bronze




GF-Gold Leaf



CO-Copper



GT-Gold Textured



SA-Stainless Steel

TEXTURED FINISHES - CANOPY AND POWER CORD COLORS

Specify Silver, White, Black or RAL color for canopy.
Also specify Gray, White or Black power cord.

ACRYLIC DIFFUSER CLEANING

WARNING: Do not clean with ammonia based cleaners (e.g. Windex®). Use only water or cleaners specifically formulated for cleaning plastics.