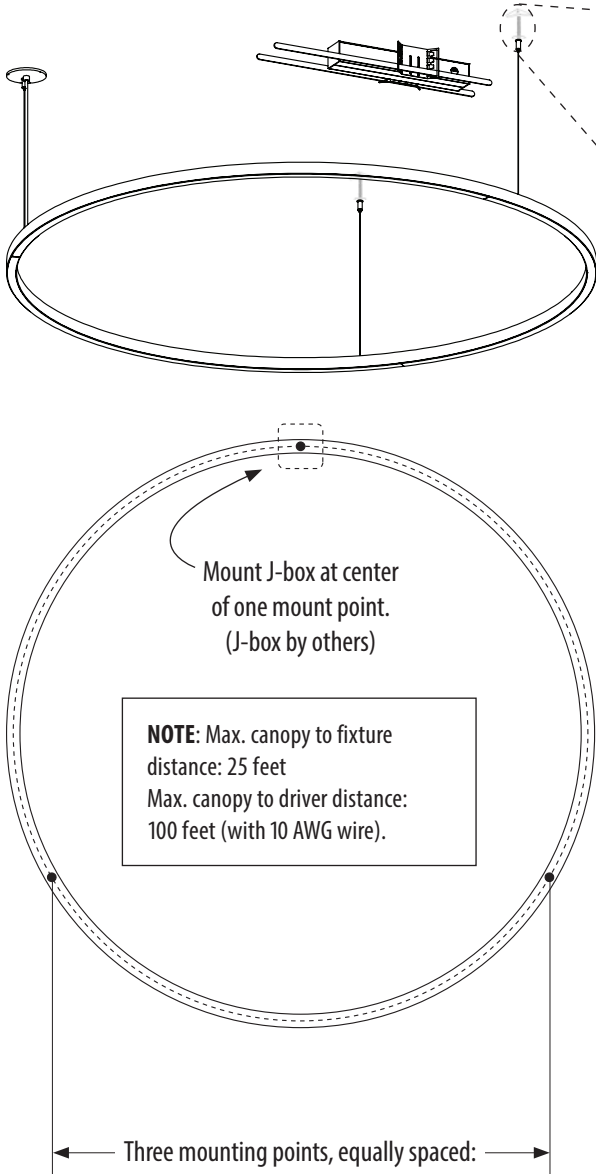


WARNING: Disconnect main power at the source prior to installation! Only qualified electricians should install Delray Lighting products.



NOTE: Max. canopy to fixture distance: 25 feet
Max. canopy to driver distance: 100 feet (with 10 AWG wire).

- Three mounting points, equally spaced:
- UC2** –24" dia. @ 20.785" spacing
 - UC3** –34" dia. @ 29.45 spacing
 - UC4** –44" dia. @ 38.1" spacing
 - UC5** –64" dia. @ 55.426" spacing
 - UC6** –79" dia. @ 68.42" spacing

Uno/Dos wiring:

(Static White):

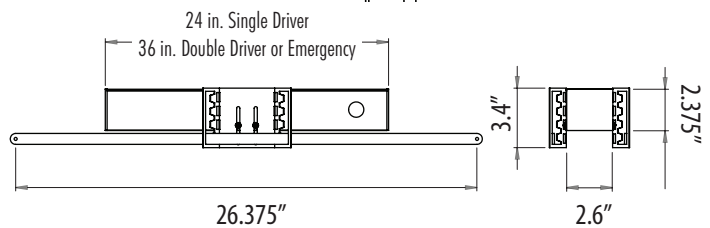
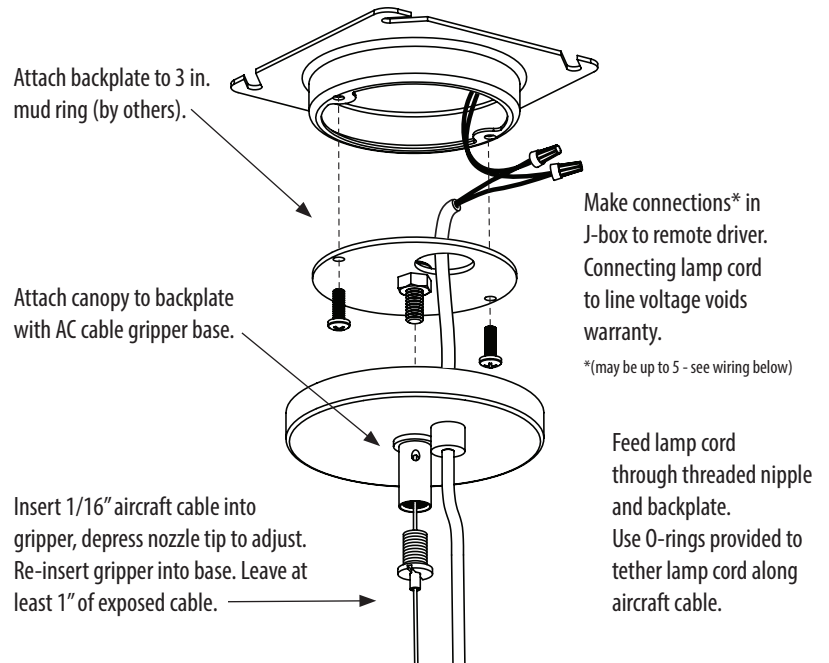
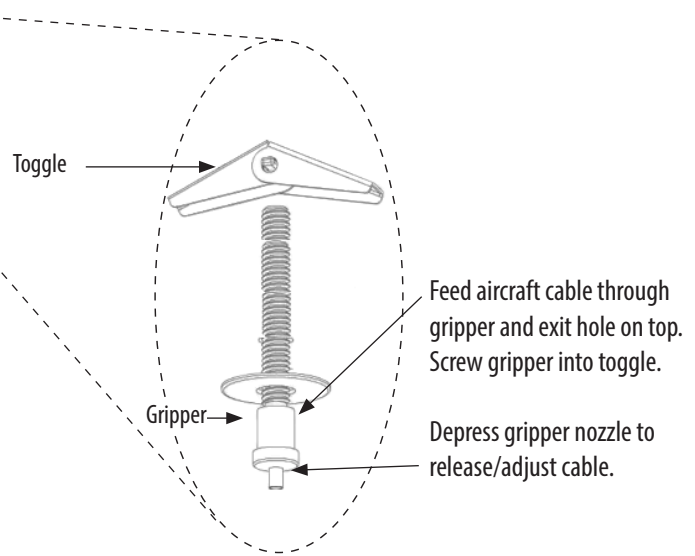
- Driver One: Red to DC positive
Blue to DC negative
- Driver Two: Red/White to DC positive
Blue/White to DC negative

(RGBW):

- Group 1 (red+) to red wire
- Group 2 (green+) to green wire
- Group 3 (blue+) to blue wire
- Group 4 (yellow+) to white wire
- Group 1-4 GND (black-) to black wires (common-) to blue(-) on power supply.

Dimming:

- Standard (0-10V): Purple and Pink wires from driver to 0-10V dimmer. Cap if unused.
- Lutron EcoSystem: Purple and Purple/White wires from driver to dimmer.
- DMX: orange/white (DMX in+), orange (DMX in-), brown (DMX in shield) from controller to driver.
- Dali: orange/white (DA+), orange (DA-) from controller to driver.



Remote driver housing has options for bar hangers for mount above suspended ceilings. Drivers must remain accessible after installation. Driver housing must not be mounted any closer than 4 inches apart. Connect J-box to driver housing with conduit (by others).