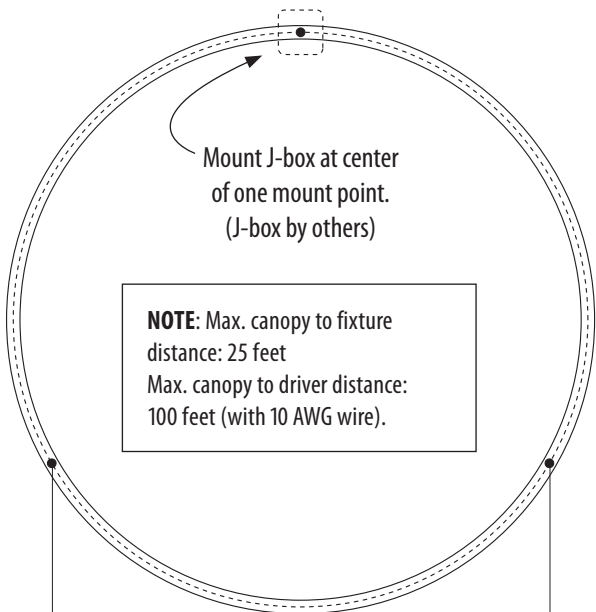
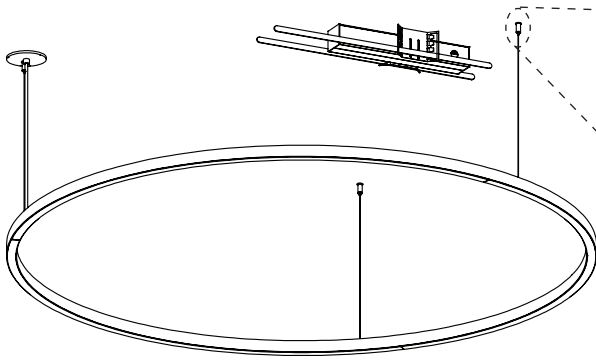


WARNING: disconnect main power at the source prior to installation! Only qualified electricians should install Delray Lighting products.



NOTE: Max. canopy to fixture distance: 25 feet
Max. canopy to driver distance: 100 feet (with 10 AWG wire).

- Three mounting points, equally spaced:
- UC2 –24" dia. @ 20.785" spacing
 - UC3 –34" dia. @ 29.45" spacing
 - UC4 –44" dia. @ 38.1" spacing
 - UC5 –64" dia. @ 55.426" spacing
 - UC6 –79" dia. @ 68.42" spacing

Uno wiring:

Red to DC positive
Blue to DC negative

Dos wiring:

Red to DC positive
Blue to DC negative

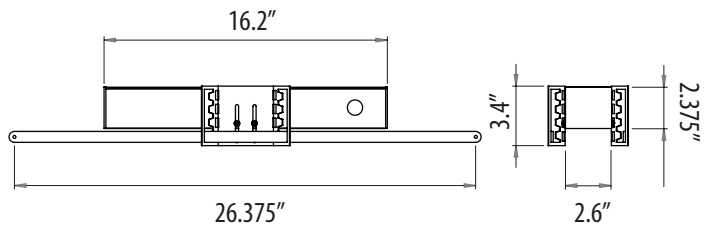
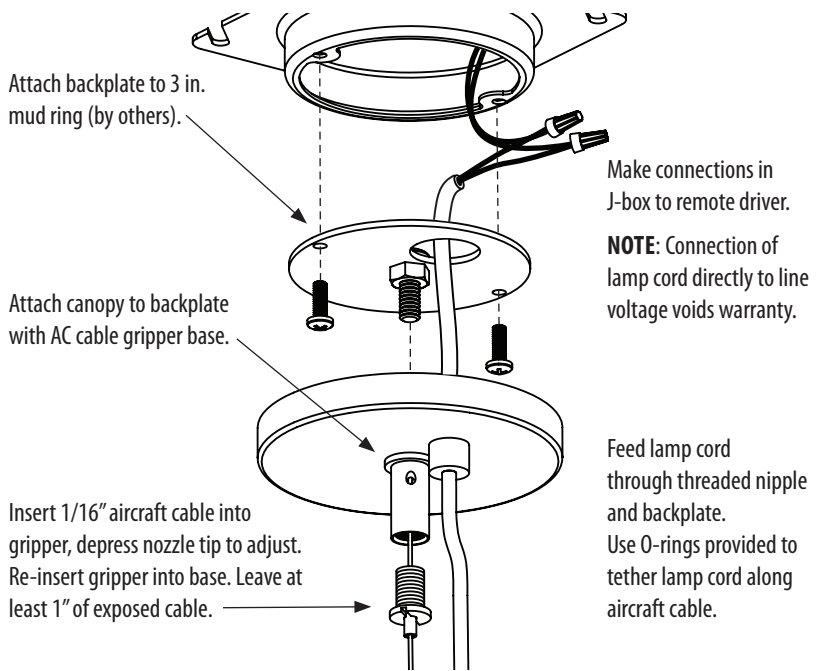
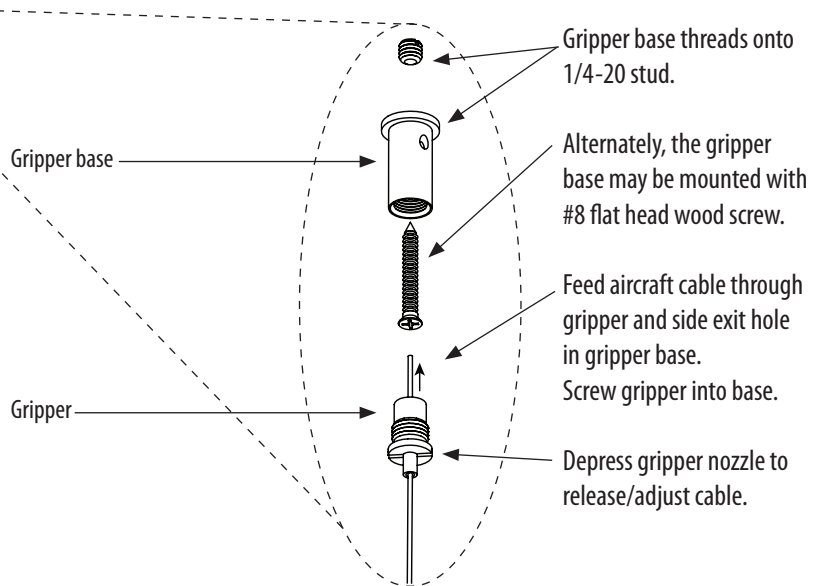
Red/White to DC positive
Blue/White to DC negative

Driver 1– uplight

Driver 2– downlight

Dimming:

Purple and Gray wires from driver to 0-10V dimmer, cap if not used.



Remote driver includes bar hangers to mount above suspended ceilings. Drivers must remain accessible after installation. Driver housing must not be mounted any closer than 4 inches apart. Bar hangers and brackets may be removed for direct mount to structure with screws. Connect J-box to driver housing with conduit (by others).