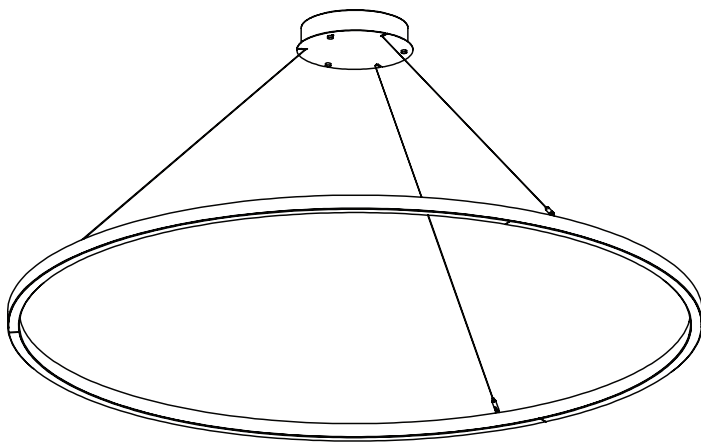
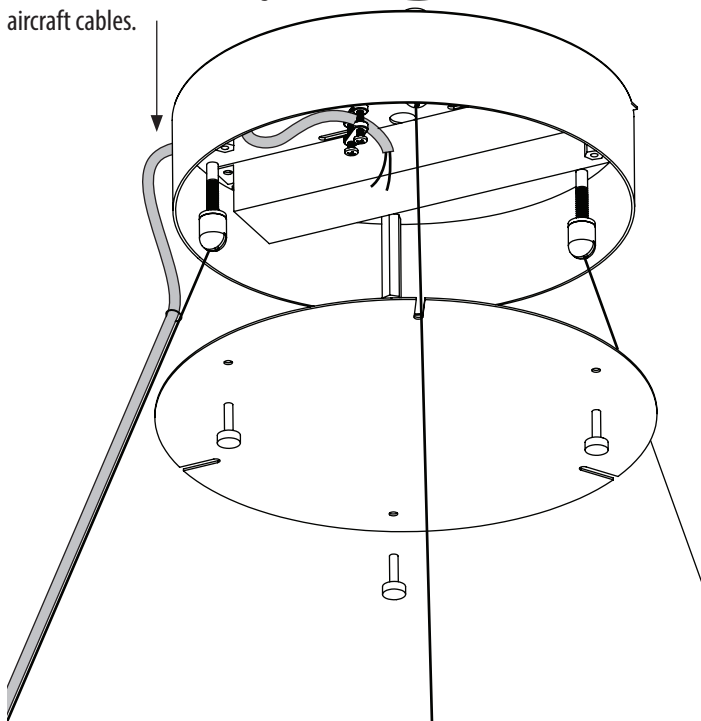
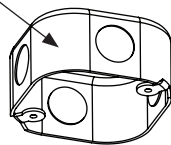


**WARNING:** Disconnect main power at the source prior to installation! Only qualified electricians should install Delray Lighting products.



Mount canopy to octagonal box, J-box, or mud ring (by others).

Feed lamp cord through side of canopy. Use provided O-rings or cable ties to run cord alongside aircraft cables.



Polarity must be correct for LEDs to operate.  
8ft has 4 hang points.

**NOTE:** Maximum canopy to fixture distance: 25 ft.

### Uno/Dos wiring:

#### (Static White):

Driver One: Red to DC positive }  
Blue to DC negative }

Driver Two: Red/White to DC positive }  
Blue/White to DC negative }

#### (RGBW):

Group 1 (red+) to red wire  
Group 2 (green+) to green wire  
Group 3 (blue+) to blue wire  
Group 4 (yellow+) to white wire  
Group 1-4 GND (black-) to black wires (common-) to blue(-) on power supply.

#### Dimming:

Standard (0-10V):

Purple and Pink wires from driver to 0-10V dimmer. Cap if unused.

Lutron EcoSystem: Purple and Purple/White wires from driver to dimmer.

DMX: orange/white (DMX in+), orange (DMX in-), brown (DMX in shield) from controller to driver.

Dali: orange/white (DA+), orange (DA-) from controller to driver.

Insert cable ends into grippers. Depress gripper nozzle to release/adjust cable.  
After final adjustments, leave approximately 1 inch of cable out of exit hole.

