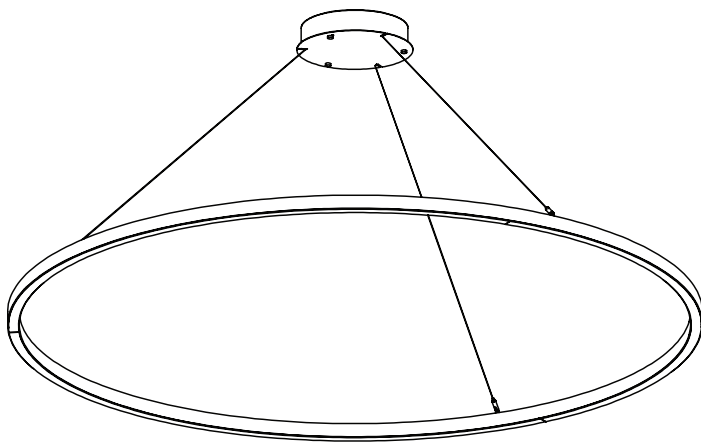


**WARNING:** disconnect main power at the source prior to installation! *Only qualified electricians should install Delray Lighting products.*



**Uno wiring:**

Red to 24VDC positive  
Blue to 24VDC negative

**Dos wiring:**

Red to 24VDC positive  
Blue to 24VDC negative

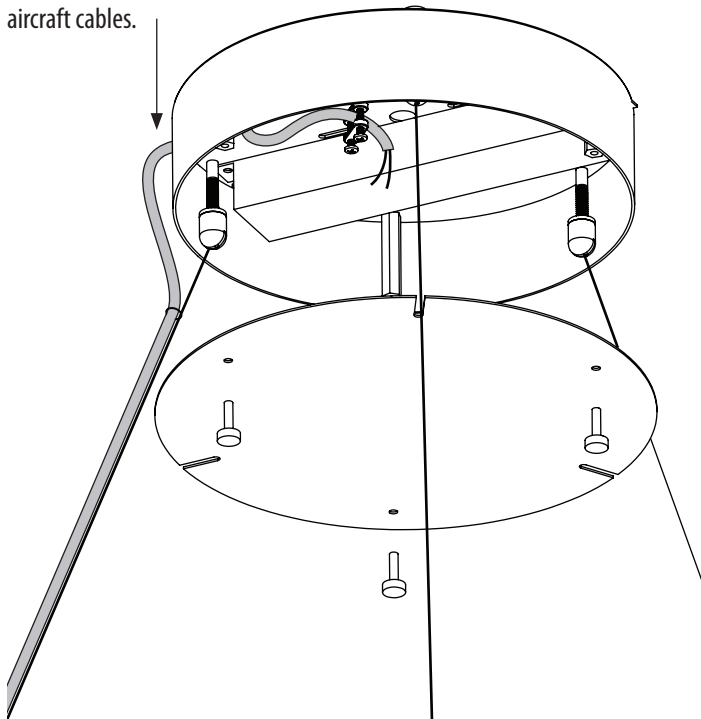
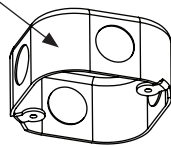
Red/White to 24VDC positive  
Blue/White to 24VDC negative

**Dimming:**

Purple and Gray wires from driver to 0-10V dimmer, cap if not used.

Mount canopy to octagonal box, J-box, or mud ring (by others).

Feed lamp cord through side of canopy. Use provided O-rings or cable ties to run cord alongside aircraft cables.



Polarity must be correct for LEDs to operate.

**NOTE:** Maximum canopy to fixture distance: 25 ft.

Insert cable ends into grippers. Depress gripper nozzle to release/adjust cable. After final adjustments, leave approximately 1 inch of cable out of exit hole.

