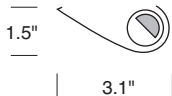


# Stick SLT7 trim 19

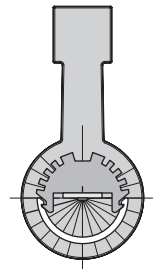
adjustable LED single lamp surface mount with solid asymmetrical reflector



**TRIM 19**  
Solid Asymmetrical Reflector

## CONSTRUCTION

- Single 2, 3, 4 ft. or dual 6 or 8 ft. inline surface fixture that mounts to extruded aluminum continuous wireway and driver housing Rail System.
- Designed for open ceiling environments, the Rail System may be mounted directly to ceilings, joists, or decks; replacing J-box and conduit, for a cleaner appearance. The back plate has a 7/8" opening for direct conduit power feed at the end caps, or from anywhere along the Rail housing.
- Rail System housing may also be suspended as a pendant. 8 ft. gray adjustable power and aircraft cables, with push button grippers supplied, standard.
- Specify XP for additional length (25 ft. max.).
- cUL listed for damp locations.



Lamp rotates 270°, in 15° stepped increments, to direct light where needed.

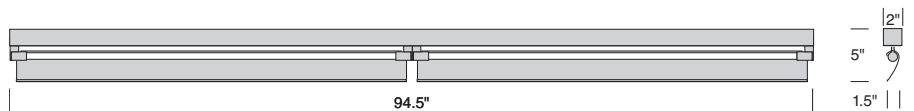
<b>TYPE:</b>	<b>PROJECT:</b>
<b>ORDER NUMBER:</b>	

MODEL#	LENGTH (FT.)	HO/LO	LEDS	FINISHES*		DIMMING	EMERGENCY	OPTION	TRIM
SLT7	8	LO	W30	BW-Barn Wood	DC-Dark Cherry	D-Standard BDIM-W11	EM	SAC SPF7	19
	6	HO	W35	CB-Carbon Fiber	KL-Khaki Leather				
	4		W40	ES-Espresso	BR-Bronze				
	3			HK-Honey Oak	GF-Gold Leaf				
	2			M-Maple	CO-Copper				
				SD-Silver Driftwood	GT-Gold Textured				
					SA-Stainless Steel				
Example:									
SLT7	8	HO	W35	BW		D		SAC	19

XP- Extra power cord (in inches, 25 ft. max.):		S100P - J-box cover	
XL- custom lumen reduction (specify lumens):		*Trim only. For switches, see p.3.	

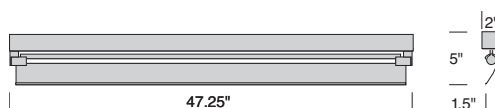
MODEL  
SLT78LO/HO  
SLT76LO/HO

LENGTH  
8 ft.  
6 ft.



MODEL  
SLT74LO/HO  
SLT73LO/HO  
SLT72LO/HO

LENGTH  
4 ft.  
3 ft.  
2 ft.



# Stick SLT7 trim 19

adjustable LED single lamp surface mount with solid asymmetrical reflector



## WHITE LEDS

Samsung tight bin chips on aluminum clad boards. 90 CRI. Specify color: W30–3000° Kelvin, W35–3500° Kelvin, or W40–4000° Kelvin color temperature.

## DIMMING

- **D**—standard supplied driver. 0–10V, programmable, 1% dimming, 120/277V, 50/60 Hz.
- **BDIM-W11**—Lutron EcoSystem LED14 Series, 1% dimming, fade-to-off.

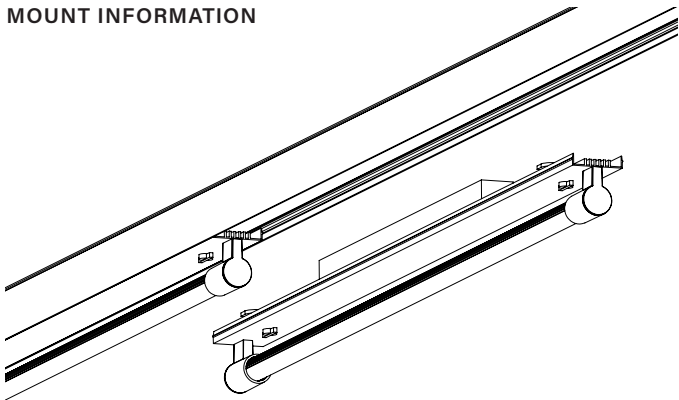
## EMERGENCY

For 4' through 8' fixtures only. Battery pack provides 10W for 90 minutes. Adds additional length to driver housing.

## CUSTOM LUMEN OUTPUT REDUCTION

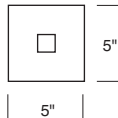
Factory set custom reduced-lumen output driver configuration. Order **XL**. Specify lumens.

## MOUNT INFORMATION



## OPTIONAL J-BOX COVER

Cover plate mounts to maximum 4" square J-box. Ballast housing mounts to wall on top of cover plate, which may be painted to match ceiling or wall, and includes two mounting spacers to offset cover thickness. Order **S100P**.



## WATTS / LUMENS / EFFICACY

LENGTH	WATTS	DELIVERED LUMENS	EFFICACY
2 ft. <b>LO</b>	7	722	97 LPW
2 ft. <b>HO</b>	14	1,443	97 LPW
3 ft. <b>LO</b>	10.5	1,082	97 LPW
3 ft. <b>HO</b>	21	2,165	97 LPW
4 ft. <b>LO</b>	14	1,443	97 LPW
4 ft. <b>HO</b>	28	2,886	97 LPW

## SUSPENSION & CONNECTION OPTIONS



**SPF7**—8 ft. 7-conductor cord (black, white, green, purple, gray, orange).

**SAC**—Standard 8' adjustable AC cable assembly.

## AIRCRAFT CABLE


**NOTE:** Not recommended for outdoor use, where fixture will be exposed to water, or subject to wind oscillation. Avoid use near HVAC vents and in environments with corrosive chemical vapors, such as swimming pools.

# Stick SLT7 trim 19


adjustable LED single lamp surface mount with solid asymmetrical reflector




## TEXTURED FINISHES



**BW**-Barnwood




**CB**-Carbon Fiber




**ES**-Espresso



**HK**-Honey Oak




**M**-Maple



**SD**-Silver Driftwood

## PREMIUM TEXTURED FINISHES




**DC**-Dark Cherry



**KL**-Khaki Leather

## METALLIC FINISHES



**BR**-Bronze



**GF**-Gold Leaf



**CO**-Copper



**GT**-Gold Textured



**SA**-Stainless Steel