


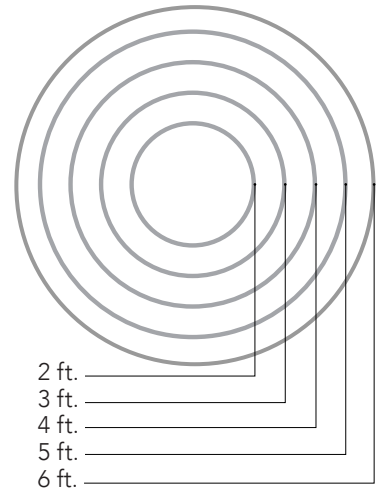
DOS vertical

direct/indirect circular LED pendant with acrylic lenses



CONSTRUCTION

- Extruded aluminum outer housing
- Direct/indirect frosted acrylic lenses.
- 8 ft. 18 AWG adjustable power cord and AC cables. Push button grippers supplied, standard. Specify **XP** for additional length (25 ft. max.).
- Default finish/power cord pairings are silver/gray, white/white, black/black.
- For RAL colors, power cord color must be specified.
- For differing fixture/canopy colors, please consult factory.
- Drivers and DMX module remotely installed in surface mount canopy. For remote driver installation, see p. 2.
- Drivers are universal voltage (120–277V).
- Nominal diameters, right. For actual diameters (in.), see chart p. 2.
- ETL listed per UL and CSA standards.



TYPE:	PROJECT:
ORDER NUMBER:	

MODEL#	FINISH	LEDS	MOUNT STYLE	DIMMING	OPTION	
UVDC2-2 ft.	S-Silver	BW-Barn Wood	SD-Silver Driftwood	W30	S-Standard	SS
UVDC3-3 ft.	W-White	CB-Carbon Fiber	DC-Dark Cherry	W35	SR-Standard Remote	EM
UVDC4-4 ft.	K-Black	ES-Espresso	KL-Khaki Leather	W40		TB
UVDC5-5 ft.	CC-RAL Color*	HK-Honey Oak	(More see p. 3)	RGBW-color + 3500° K white	D-Standard	
UVDC6-6 ft.		M-Maple			BDIM-W11	
					DMX	
					DA-DALI	

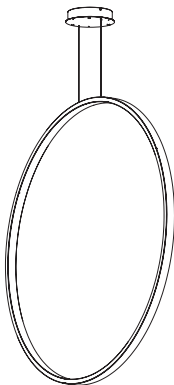
Example:

UVDC5	CB	W35	SR	D	EM, TB
-------	----	-----	----	---	--------

BDMXCON-W - white faceplate (enter quantity):	XP - Extra power cord (in inches, 25 ft. max.):
BDMXCON-B - black faceplate (enter quantity):	Specify canopy finish (silver, white, black):
EB - Earthquake Bracing Kit (enter quantity):	Specify power cord color (gray, white, black):
XL - custom lumen reduction (specify lumens):	*Specify RAL color number:

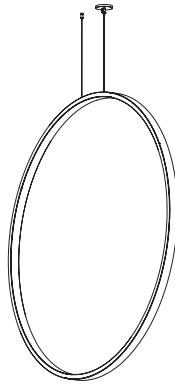
MOUNT STYLES

UVDC2 - 2 ft.
UVDC3 - 3 ft.



S - Standard

UVDC4 - 4 ft.
UVDC5 - 5 ft.



SR - Standard Remote

CANOPIES

- Specify:
- S-Standard 2 & 3 ft. (10" x 2.25")
 - S-Standard 4 & 5 ft. (14" x 2.25")
 - SR-Standard Remote (3" x 0.45")

DOS vertical

direct/indirect circular LED pendant with acrylic lenses



WHITE LEDS

Nichia Corp. NFSL757 tight bin chips on aluminum boards. 90 CRI. Specify color: W30–3000° Kelvin, W35–3500° Kelvin, or W40–4000° Kelvin.

CUSTOM LUMEN OUTPUT REDUCTION

Factory set custom reduced-lumen output driver configuration. Order **XL**. Specify lumens. Static white only.

COLOR LEDS

RGBW with 3500° K white. Includes RGBW interface. Optional DMX controller also available. (See below, right.)

DIMMING

- **D**—standard supplied driver. 0–10V, programmable, 1% dimming, 120/277V, 50/60 Hz.
- **BDIM-W11**—Lutron EcoSystem LED14 Series, 1% dimming, fade-to-off. Remote install only.
- **DA**—DALI 1% dimming, fade-to-off. 120–277V, 50/60 Hz.
- **DMX**—for both white and RGBW LEDs, 0.1% dimming fade-to-off. 120–277V, 50/60Hz.

SEPARATE SWITCHING

Inside and outside LEDs may be wired separately. The quantity of drivers and feed points may increase. Order **SS**.

DIAMETER / WATTS / LUMENS / DRIVERS REQUIRED / WEIGHT

DIAMETER Nominal (Actual)	WATTS		DELIVERED LUMENS		DRIVERS REQUIRED		WEIGHT (lb.)
	White	RGBW	White	RGBW	White	RGBW	
2 ft. (25.10 in.)	52	Consult Factory	4,337	Consult Factory	1	Consult Factory	8
3 ft. (35.10 in.)	78		6,507		1 (2 for RGBW)		16
4 ft. (45.10 in.)	104		8,676		2		18
5 ft. (65.10 in.)	130		10,844		2 (3 for RGBW)		20
6 ft.	Consult Factory						

REMOTE DRIVERS

Drivers must be remote. For suspended and hard lid ceilings with access panels. Canopy mounts to mud ring attached to J-box. Must be accessible after installation.

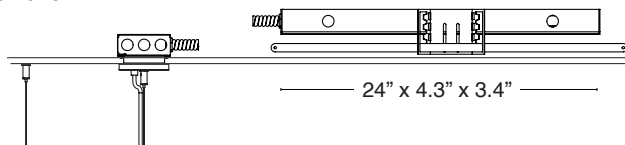
NOTE: Multiple drivers must be mounted no less than four inches apart side-by-side, and one inch apart end-to-end, to prevent overheating.

Standard pendant length: 8 ft. Specify **XP** for extra pendant. Maximum canopy to fixture distance: 25 ft. Maximum canopy to driver distance: 100 ft. (with 10 AWG wire).



Remote Driver Canopy
3.8 x 0.45 in.

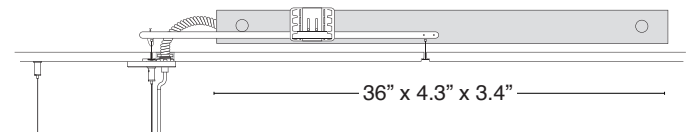
SR – separate mount driver installation. **TB**—T-Bar install shown.



AIRCRAFT CABLE

NOTE: Not recommended for outdoor use, where fixture will be exposed to water, or subject to wind oscillation. Avoid use near HVAC vents and in environments with corrosive chemical vapors, such as swimming pools.

EM – Emergency. **TB**—T-bar install shown, below. Battery pack provides 10W for 90 minutes. Remote install only. Red driver light and test switch mounted in handy box installed at ceiling.



OPTIONAL DMX CONTROLLER

- Standalone, wall-mounted DMX controller for RGBW LED that provides direct access to fixtures. Power supply included.
 - Tune color hue with sensitive wheel. Saturation and brightness control. On/off switch.
 - Go to <https://www.nicolaudie.com/en/stick-de3.htm> for details.
- Order separately, either **BDMXCON-W**—white faceplate or **BDMXCON-B**—black faceplate.

ACRYLIC DIFFUSER CLEANING

WARNING: Do not clean with ammonia based cleaners (e.g. Windex®). Use only water or cleaners specifically formulated for cleaning plastics.

DOS vertical

direct/indirect circular LED pendant with acrylic lenses



PAINT FINISHES



S-Silver



W-white




K-Black




CC-XXXX RAL Color


TEXTURED FINISHES



BW-Barnwood



CB-Carbon Fiber



ES-Espresso



HK-Honey Oak



M-Maple




SD-Silver Driftwood

PREMIUM TEXTURED FINISHES




DC-Dark Cherry



KL-Khaki Leather


METALLIC FINISHES




BR-Bronze



GF-Gold Leaf



CO-Copper



GT-Gold Textured



SA-Stainless Steel

TEXTURED FINISHES - CANOPY AND POWER CORD COLORS

Specify Silver, White, Black or RAL color for canopy.
Also specify Gray, White or Black power cord.

ACRYLIC DIFFUSER CLEANING

WARNING: Do not clean with ammonia based cleaners (e.g. Windex®). Use only water or cleaners specifically formulated for cleaning plastics.