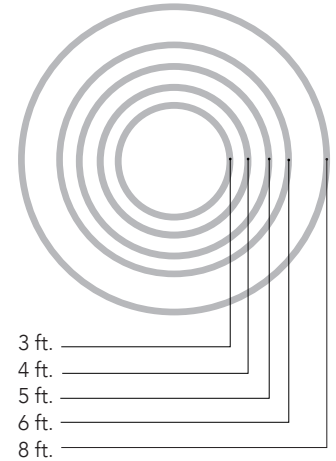
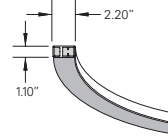


CONSTRUCTION

- Extruded aluminum outer housing, with inside/outside frosted acrylic lenses.

- Suspended with field-adjustable aircraft cable, with push-button glider. 8 ft. 18 AWG power cord. Push button grippers supplied, standard. Specify **XP** for additional length. (25 ft. maximum.)
- Default finish/power cord pairings are silver/gray, white/white, black/black.
- For RAL colors, power cord color must be specified.
- For differing fixture/canopy colors, please consult factory.
- Drivers and DMX module remotely installed in surface mount canopy. For remote driver installation, see page 2.
- Drivers are universal voltage (120–277V).
- Nominal diameters, right. For actual diameters (in.), see chart p. 2.
- ETL listed per UL and CSA standards.



TYPE:	PROJECT:
ORDER NUMBER:	

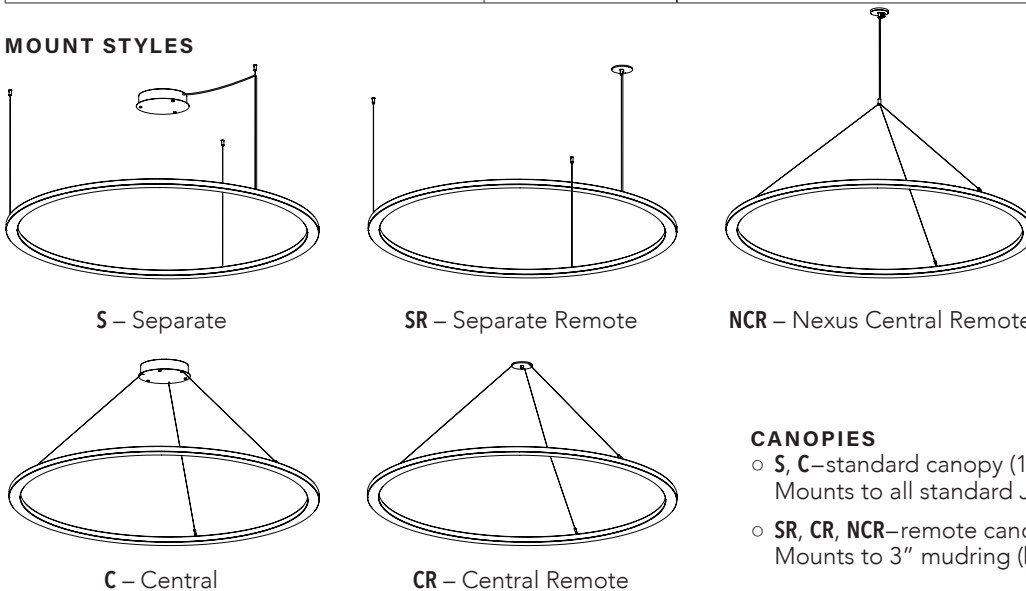
MODEL#	FINISH	LEDS	MOUNT STYLE	DIMMING	OPTION
UDCi03-3 ft.	S-Silver	W30 W35 W40 RGBW-color + 3500° K white	S-Separate SR-Separate Remote C-Central CR-Central Remote NCR-Nexus CR	D BDIM-W11 DMX DA-DALI	SS EM TB
UDCi04-4 ft.	W-White				
UDCi05-5 ft.	K-Black				
UDCi06-6 ft.	CC-RAL Color*				
UDCi08-8 ft.	BW-Barn Wood CB-Carbon Fiber ES-Espresso HK-Honey Oak M-Maple SD-Silver Driftwood				

Example:

UDCi05	CB	W35	SR	D	EM, TB
--------	----	-----	----	---	--------

BDMXCON-W - white faceplate (enter quantity):	XP - Extra power cord (in inches, 25 ft. max.):
BDMXCON-B - black faceplate (enter quantity):	Specify canopy finish (silver, white, black):
EB - Earthquake Bracing Kit (enter quantity):	Specify power cord color (gray, white, black):
XL - custom lumen reduction (specify lumens):	*Specify RAL color number:

MOUNT STYLES



CANOPIES

- S, C—standard canopy (10" x 2.25")
Mounts to all standard J-boxes.
- SR, CR, NCR—remote canopy (3" x 0.45")
Mounts to 3" mudring (by others).

WHITE LEDS

Nichia Corp. NFSL757 tight bin chips on aluminum boards. 90 CRI. Specify color: W30–3000° Kelvin, W35–3500° Kelvin, or W40–4000° Kelvin.

CUSTOM LUMEN OUTPUT REDUCTION

Factory set custom reduced-lumen output driver configuration. Order **XL**. Specify lumens. Static white only.

COLOR LEDS

RGBW with 3500° K white. Includes RGBW interface. Optional DMX controller also available. (See below, right.)

DIMMING

- **D**—standard supplied driver. 0–10V, programmable, 1% dimming, 120/277V, 50/60 Hz.
- **BDIM-W11**—Lutron EcoSystem LED14 Series, 1% dimming, fade-to-off. Remote (**SR, CR, NCR**) install only.
- **DA**—DALI 1% dimming, fade-to-off. 120–277V, 50/60 Hz.
- **DMX**—for both white and RGBW LEDs, 0.1% dimming fade-to-off. 120–277V, 50/60Hz.

SEPARATE SWITCHING

Inside and outside LEDs may be wired separately. The quantity of drivers and feed points may increase. Order **SS**.

DIAMETER / WATTS / LUMENS / DRIVERS REQUIRED / WEIGHT

LENGTH Nominal (Actual)	WATTS		DELIVERED LUMENS		DRIVERS REQUIRED		WEIGHT (lb.)
	White	RGBW	White	RGBW	White	RGBW	
3 ft. (35.10 in.)	75	Consult Factory	5,438	Consult Factory	1	Consult Factory	16
4 ft. (45.10 in.)	99		7,248		2		18
5 ft. (65.10 in.)	124		9,062		2		20
6 ft. (80.10 in.)	149		10,875		2		30
8 ft. (95.10 in.)	209		15,116		4 (2 for RGBW)		50

REMOTE DRIVERS

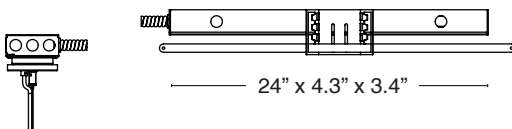
For suspended and hard lid ceilings with access panels. Canopy mounts to mud ring attached to J-box. Must be accessible after installation.

Standard pendant length: 8 ft. Specify **XP** for extra pendant. Maximum canopy to fixture distance: 25 ft. Maximum canopy to driver distance: 100 ft. (with 10 AWG wire).



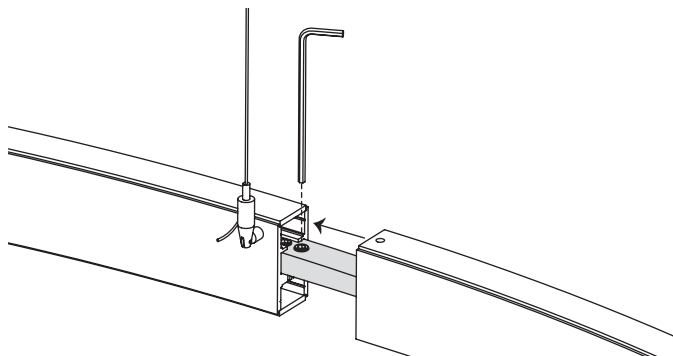
Remote Driver Canopy
3.8 x 0.45 in.

SR – Separate mount driver installation. **TB**–T-Bar install shown.



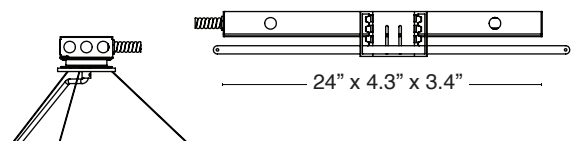
JOINER

8 ft. rings only. Joins two sections in the field.

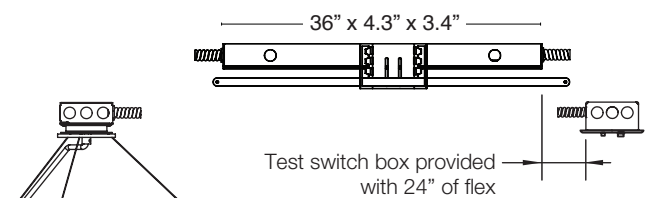


NOTE: Multiple drivers must be mounted no less than four inches apart side-by-side, and one inch apart end-to-end, to prevent overheating.

CR – Central mount remote driver installation. **TB**–T-Bar install shown.



EM – Emergency. **TB**–T-bar install shown, below. Battery pack provides 10W for 90 minutes. Remote install only. Red driver light and test switch mounted in handy box installed at ceiling.



OPTIONAL DMX CONTROLLER

- Standalone, wall-mounted DMX controller for RGBW LED that provides direct access to fixtures. Power supply included.
- Tune color hue with sensitive wheel. Saturation and brightness control. On/off switch.
- See <https://www.nicolaudie.com/en/stick-de3.htm> for details. Order separately, either **BDMXCON-W**—white faceplate or **BDMXCON-B**—black faceplate.

DOS iO

in/out LED circular pendant with acrylic lens



PAINT FINISHES



S-Silver



W-white




K-Black




CC-XXXX RAL Color


TEXTURED FINISHES



BW-Barnwood



CB-Carbon Fiber



ES-Espresso



HK-Honey Oak



M-Maple




SD-Silver Driftwood

PREMIUM TEXTURED FINISHES




DC-Dark Cherry



KL-Khaki Leather

METALLIC FINISHES




BR-Bronze



GF-Gold Leaf



CO-Copper



GT-Gold Textured



SA-Stainless Steel

TEXTURED FINISHES - CANOPY AND POWER CORD COLORS

Specify Silver, White, Black or RAL color for canopy.
Also specify Gray, White or Black power cord.

ACRYLIC DIFFUSER CLEANING

WARNING: Do not clean with ammonia based cleaners (e.g. Windex®). Use only water or cleaners specifically formulated for cleaning plastics.