

DOS chandeliers

direct/indirect circular LED pendants with acrylic lenses



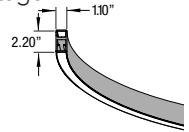
CONSTRUCTION

- Extruded aluminum outer housing
- Direct/indirect white frosted acrylic lenses.
- Choose up to three rings per chandelier. For more than three, please consult factory.
- 8 ft. shipped in two sections, with joiners for assembly in the field. Each section includes one 8 ft.

18 AWG adjustable power cord and AC cables. Push button grippers supplied, standard.

- Specify **XP** for additional length (25 ft. max.).
- Default finish/power cord pairings are silver/gray, white/white, black/black.
- For RAL colors, power cord color must be specified.

- For differing fixture/canopy colors, please consult factory.
- Drivers and DMX module remotely installed in surface mount canopy. For remote driver installation, see p. 2.
- Drivers are universal voltage (120-277V).
- ETL listed per UL and CSA standards.



Cross Section

TYPE:	PROJECT:
ORDER NUMBER:	

MODEL#	SIZE	FINISH			LEDS	DIMMING	OPTION
UDCG Gyroscope	2 ft.	S -Silver	BW -Barn Wood	DC -Dark Cherry	W30	D -Standard	SS
UDCN Nexus	3 ft.	W -White	CB -Carbon Fiber	KL -Khaki Leather	W35	BDIM-W11	EM
UDCC Cascade	4 ft.	K -Black	ES -Espresso	BR -Bronze	W40	DMX	TB
	5 ft.	CC -RAL Color*	HK -Honey Oak	GF -Gold Leaf	RGBW -color +	DA -DALI	
	6 ft.		M -Maple	CO -Copper	3500° K white		
	8 ft.		SD -Silver Driftwood	GT -Gold Textured			
				SA -Stainless Steel			

Example:

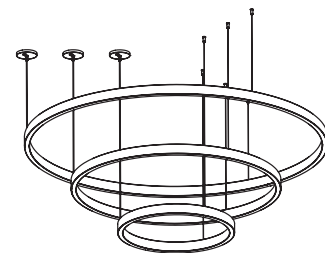
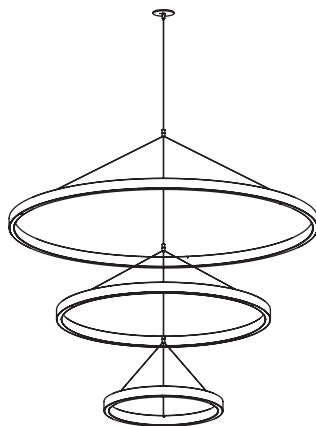
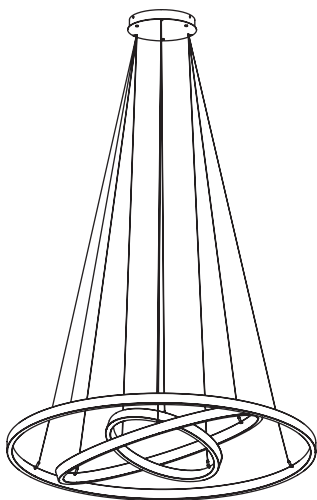
UDCG	4/6/8	CB	W35	D	EM, TB
-------------	--------------	-----------	------------	----------	---------------

BDMXCON-W -white faceplate (enter quantity):	XP -Extra power cord (in inches, 25 ft. max.):
BDMXCON-B -black faceplate (enter quantity):	Specify canopy finish (silver, white, black):
EB -Earthquake Bracing Kit (enter quantity):	Specify power cord color (gray, white, black):
XL -custom lumen reduction (specify lumens):	*Specify RAL color number:

UDCG-Dos Gyroscope,
Central Remote mount
Choose up to three: 2/3/4/5/6/8 ft.

UDCN-Dos Nexus,
Central Remote mount
Choose up to three: 2/3/4/5/6/8 ft.

UDCC-Dos Cascade,
Separate Remote mount
Choose up to three: 2/3/4/5/6/8 ft.



Note: Drawings indicate mount style only. Stacks and gyroscopes are configured in the field by adjusting aircraft and power cable lengths.

DOS chandeliers

direct/indirect circular LED pendants with acrylic lens



WHITE LEDS

Nichia Corp. NFSL757 tight bin chips on aluminum boards. 90 CRI. Specify color: W30–3000° Kelvin, W35–3500° Kelvin, or W40–4000° Kelvin.

CUSTOM LUMEN OUTPUT REDUCTION

Factory set custom reduced-lumen output driver configuration. Order **XL**. Specify lumens. Static white only.

COLOR LEDS

RGBW with 3500° K white. Includes RGBW interface. Optional DMX controller also available. (See below, right.)

DIMMING

- **D**—standard supplied driver. 0–10V, programmable, 1% dimming, 120/277V, 50/60 Hz.
- **BDIM-W11**—Lutron EcoSystem LED14 Series, 1% dimming, fade-to-off. Remote install only.
- **DA**—DALI 1% dimming, fade-to-off. 120–277V, 50/60 Hz.
- **DMX**—for both white and RGBW LEDs, 0.1% dimming fade-to-off. 120–277V, 50/60Hz.

SEPARATE SWITCHING

Inside and outside LEDs may be wired separately. The quantity of drivers and feed points may increase. Order **SS**.

DIAMETER / WATTS / LUMENS / DRIVERS REQUIRED / WEIGHT

LENGTH Nominal (Actual)	WATTS		DELIVERED LUMENS		DRIVERS REQUIRED		WEIGHT (lb.)
	White	RGBW	White	RGBW	White	RGBW	
2 ft. (25.10 in.)	52	Consult Factory	4,337	Consult Factory	1	Consult Factory	8
3 ft. (35.10 in.)	78		6,507		1		16
4 ft. (45.10 in.)	104		8,676		2		18
5 ft. (65.10 in.)	130		10,844		2		20
6 ft. (80.10 in.)	156		13,014		2		30
8 ft. (95.10 in.)	209		17,352		4		50

REMOTE DRIVERS

Drivers must be remote. For suspended and hard lid ceilings with access panels. Canopy mounts to mud ring attached to J-box. Must be accessible after installation.

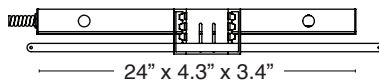
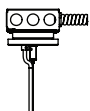
NOTE: Multiple drivers must be mounted no less than four inches apart side-by-side, and one inch apart end-to-end, to prevent overheating.

Standard pendant length: 8 ft. Specify **XP** for extra pendant. Maximum canopy to fixture distance: 25 ft. Maximum canopy to driver distance: 100 ft. (with 10 AWG wire).

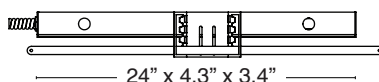



Remote Driver Canopy
3.8 x 0.45 in.

UDCN, UDCC – separate mount driver installation. **TB**—T-Bar install shown.



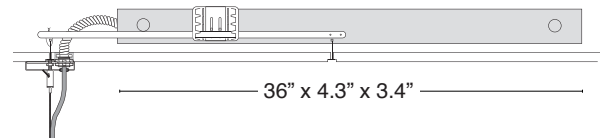
UDCG – central mount remote driver installation. **TB**—T-Bar install shown.



AIRCRAFT CABLE

NOTE: Not recommended for outdoor use, where fixture will be exposed to water, or subject to wind oscillation. Avoid use near HVAC vents and in environments with corrosive chemical vapors, such as swimming pools.

EM – Emergency. **TB**—T-bar install shown, below. Battery pack provides 10W for 90 minutes. Remote install only. Red driver light and test switch mounted in handy box installed at ceiling.



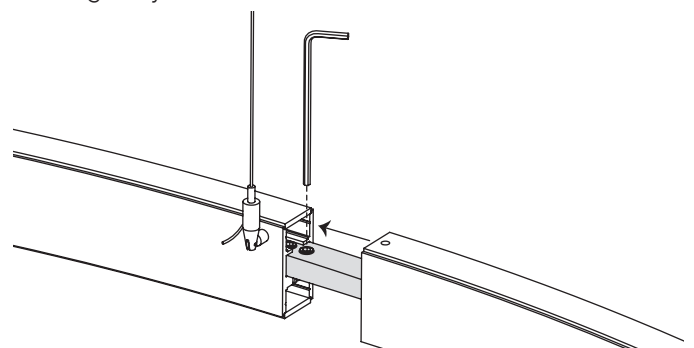
OPTIONAL DMX CONTROLLER

- Standalone, wall-mounted DMX controller for RGBW LED that provides direct access to fixtures. Power supply included.
- Tune color hue with sensitive wheel. Saturation and brightness control. On/off switch.
- See <https://www.nicolaudie.com/en/stick-de3.htm> for details.

Order separately, either **BDMXCON-W**—white faceplate or **BDMXCON-B**—black faceplate.

JOINER

8 ft. rings only. Joins two sections in the field.



DOS chandeliers


direct/indirect circular LED pendants with acrylic lens



PAINT FINISHES




S-Silver



W-white




K-Black




CC-XXXX RAL Color


TEXTURED FINISHES



BW-Barnwood



CB-Carbon Fiber



ES-Espresso



HK-Honey Oak




M-Maple



SD-Silver Driftwood

PREMIUM TEXTURED FINISHES




DC-Dark Cherry



KL-Khaki Leather

METALLIC FINISHES




BR-Bronze



GF-Gold Leaf



CO-Copper



GT-Gold Textured



SA-Stainless Steel

TEXTURED FINISHES - CANOPY AND POWER CORD COLORS

Specify Silver, White, Black or RAL color for canopy.
Also specify Gray, White or Black power cord.

ACRYLIC DIFFUSER CLEANING

WARNING: Do not clean with ammonia based cleaners (e.g. Windex®). Use only water or cleaners specifically formulated for cleaning plastics.