

CYLINDRO III LED WITH OPAL ACRYLIC DIFFUSER - CHANDELIERS

**DELRAY
LIGHTING
INCORPORATED**

CYLINDRO III CHANDELIERS

TYPE:

PROJECT:

ORDER NUMBER:

Model#	Diameters*	Finish	Output**	LEDs	Dimming	Mount
BG68	3-3 ft.	S -Silver	LO -Low	W30	BDIM-W11	SR -Separate Remote
	4-4 ft.	W -White	HO -High	W35		CR -Central Remote
	5-5 ft.	K -Black		W40		NCR -Nexus Central Remote
				Red Blue SQ -RGB	BDMXMOD	SREM -Separate EM Remote CREM -Central EM

Example:

B68	555	S	HO	W35	BDIM-W11	SR
-----	-----	---	----	-----	----------	----

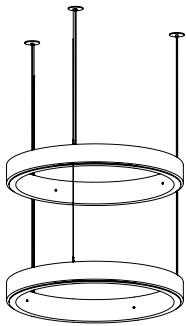
BTRAXW-Traxon Light Drive, white* (order separately) Enter quantity: _____

* Enter combination of two to three fixture diameters for each gyroscope or stack, maximum three fixtures. For combinations of more than three fixtures, please consult factory.

** White LEDs only.

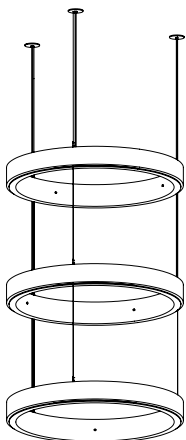
SEPARATE

BG6844/SR



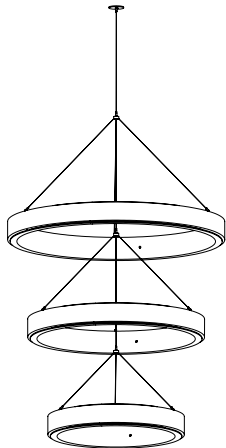
NOTE: stacked fixtures must all be the same diameter.

BG68444/SR

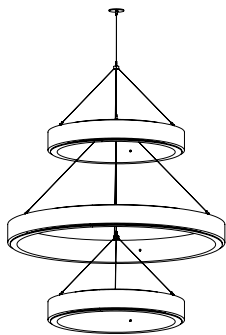


NEXUS

BG68543/NCR

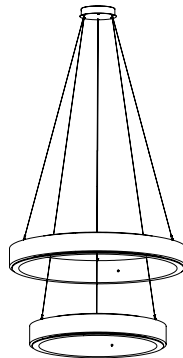


BG68353/NCR

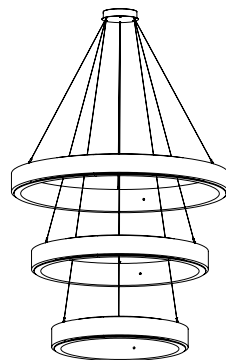


CENTRAL

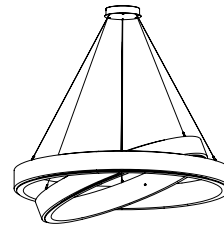
BG6843/CR



BG68543/CR

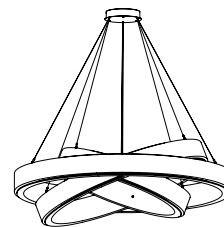


BG6854/CR



NOTE: fixtures may be assembled in gyroscope or stack configurations in the field. Parts are the same.

BG68543/CR



BURBANK,
CALIFORNIA,
91505
WWW.
DELRAY
LIGHTING.
COM

SEPT 2018

CYLINDRO III CHANDELIERS

CONSTRUCTION

- Extruded aluminum outer housing with white frosted acrylic diffuser. 6' adjustable power cord and AC cables with push button grippers supplied standard. (Specify **XP** for additional length.)

WHITE LEDs

- Nichia Corp. NFSL757 linear board chips, available in 6W per foot (**LO**—Low Output), or 11.2W per foot (**HO**—High Output). 90 CRI.
- W30** (3000K), **W35** (3500K), and **W40** (4000K) white color temperatures.
- Drivers are programmable constant current, 0–10V, 1% dimming, standard.

COLOR LEDs

- Red, Blue** or **SQ**—RGB flexible 5050 tapelights.
- Constant voltage drivers are 12V for single color, 24V for RGB sequencer.
- RGB sequencer requires **BDMXMOD** DMX 512 interface.
- Optional DMX wall box control offered separately (see Traxon, page 2.)

STANDARD CANOPY

- Drivers and DMX module installed in surface mount canopy. For remote driver installation, see page 2.
- cUL listed for dry locations only.
- Specify:
 - S, CS**—standard canopy (10" x 2.25") Mounts to all standard J-boxes. J-box must attach to structure able to support 75 lbs.
 - SR, CR, NCR**—remote canopy (3" x 0.45") Mounts to 3" mudring.
- cUL listed for dry locations only.

OPTIONS

DIMMING DRIVERS

D—standard supplied driver. Programmable, 0–10V, 120/277V, 50/60 Hz, 1% dimming.

OPTIONAL DRIVER

BDIM-W11

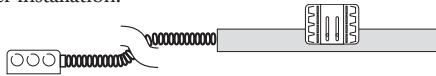
- Lutron EcoSystem LDE14 Series
- Dims to 1%
- Fade to off.

REMOTE DRIVERS

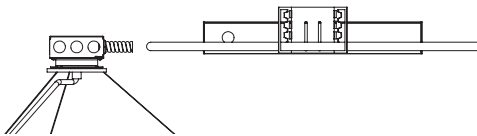
Driver must be accessible after installation. For suspended and hard lid ceilings with access panels. Canopy mounts to mud ring attached to J-box.

NOTE: Multiple drivers must be mounted no less than 4 inches apart side-by-side, and 1 inch apart end-to-end, to avoid overheating.

SR — Separate mount driver installation.

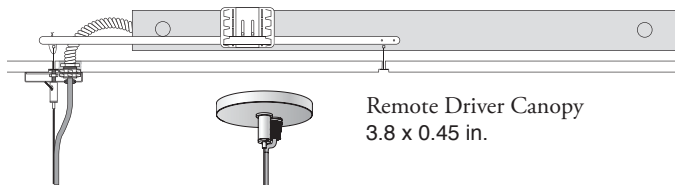


CR — Central mount remote driver installation.



SREM or **CREM** — Separate or Central Emergency. *T-bar install shown, below.*

Emergency battery pack provides 7W for 90 minutes. (12W also available.) Remote install only. Red driver light and test switch mounted in handy box installed at ceiling.



Remote Driver Canopy
3.8 x 0.45 in.

AIRCRAFT CABLE

Note: Aircraft cable suspension not recommended for outdoor use, where fixture will be exposed to water, or subject to wind oscillation. Avoid use near HVAC vents and in environments with corrosive chemical vapors, such as swimming pools.

ACRYLIC DIFFUSER CLEANING

Warning: Do not clean with ammonia based cleaners (e.g. Windex®). Use only water or cleaners specifically formulated for cleaning plastics.

RGB OPTIONS

BDMXMOD

- Osram part no. OTDMXRGB supplied.
- DMX control interface for RGB LED.
- Provides DMX control with protocols that meet USITT DMX-512A or DMX512 (DIN 56930-2). No converter is required. DMX controls by others.
- A second 4-conductor control cable to fixture canopy is supplied.

TRAXON LIGHT-DRIVE RGB (order separately)

BTRAXW—white faceplate

- Standalone, wall-mounted (12V power supply included) DMX controller for RGB LED that provides direct access to fixtures.
- Tune color and brightness with the Light-Drive wheel.
- Fully dimmable white mode button.
- See www.traxon-usa.com for details.

WATTAGE / LUMENS / WEIGHT

Model No.	Diameter	Watts	Lumens	Drivers	Weight
LO	3'	45	4,120	1	16
LO	4'	60	5,500	1	20
LO	5'	93	6,865	1	35
HO	3'	65	5900	2	15
HO	4'	86	7,900	2	25
HO	5'	93	8,510	2	35

RED BRAIDED CORD

Red braided power cord. Order **RBRD**.

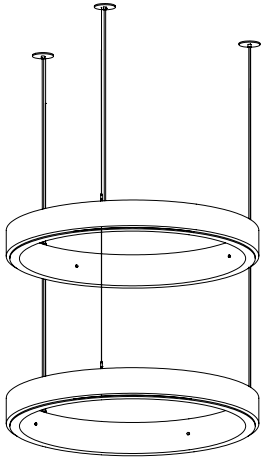


SAMPLE CONFIGURATIONS: CYLINDRO II GYROSCOPES & STACKS

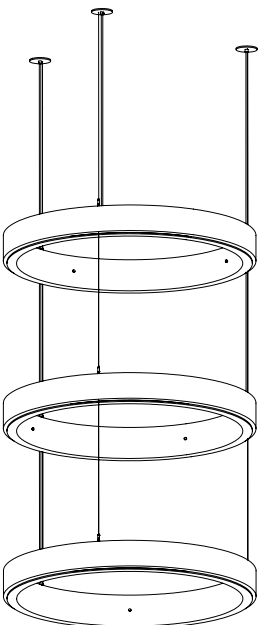
SEPARATE MOUNT

For same size fixtures only. **(ST)**

B67144SR



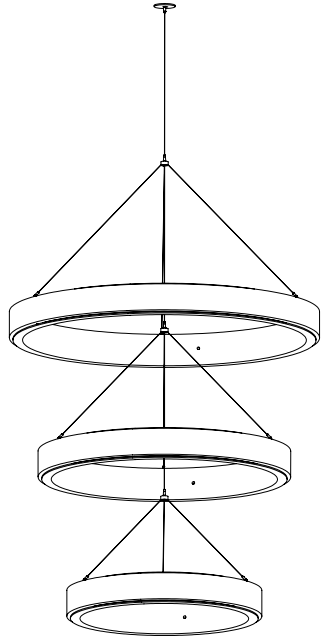
B671444SR



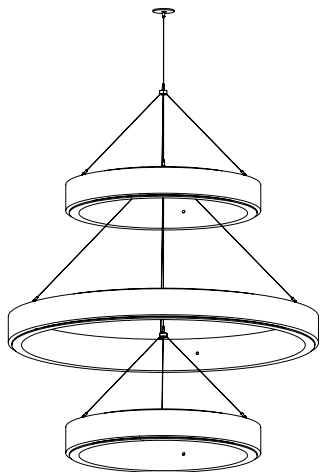
NEXUS MOUNT

Nexus collar for same or different size fixtures. **(STSCR)**

B671543NCR



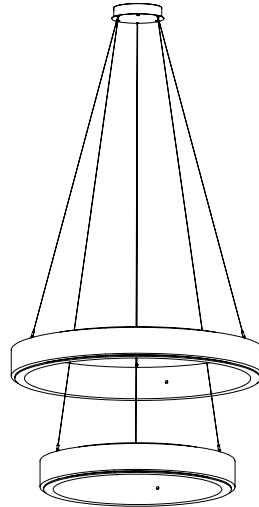
B671353NCR



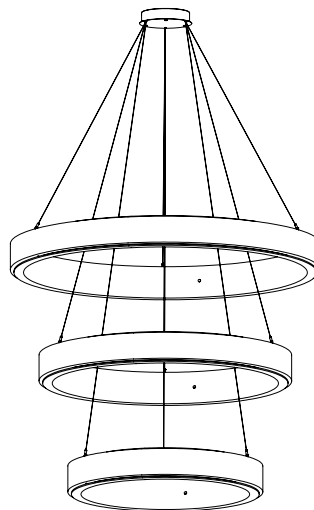
CENTRAL MOUNT

Central mount canopy for different size fixtures. **(GYRO)**

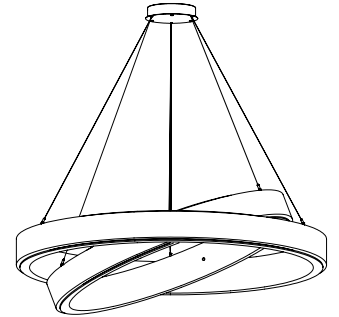
B67143CR



B671543CR



B67154CR



B671543CR

