


COMPLETA linear squares

direct linear LED pendants with white acrylic lens

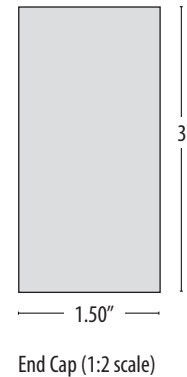


CONSTRUCTION

- o Completa² is a stand alone 2', 3', or 4' square or rectangular pendant fixture. Each fixture requires its own power feed.
- o Aluminum extrusion has a matte anodized finish. Corner joints are mitred.
- o Suspended with field-adjustable aircraft cable; with push-button gliders.
- o 8' gray or white 18 AWG power cord. Each fixture requires its own power feed. For extra cord, order **XP** (max. 25 ft.).
- o Frosted DR acrylic lens, mitred corners.
- o cUL listed for dry locations only.

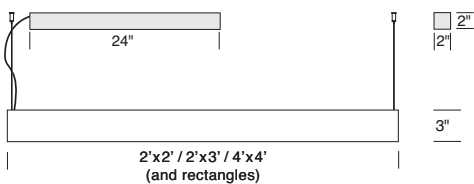
TYPE:	PROJECT:
ORDER NUMBER:	

MODEL#	SIZE	LEDS	DRIVERS	OPTION
C2L	2x2	W30	D-Standard	SLRD S100P
	2x3	W35	BDIM-W11	
	2x4	W40	BDMXMOD	
	3x3	Red	EM-Emergency	
	3x4	Blue		
	4x4	SQ-RGB		
Example:				
C2L	3x4	W35	D	SLRD

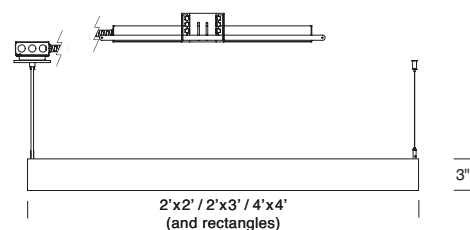


BTRAXW-Traxon Light Drive (enter quantity):	
XP-Extra power cord (in inches, 25 ft. max.):	

C2L – Pendant Mount



CL2 – SLRD Mount



COMPLETA linear squares

direct linear LED pendant with white acrylic lens



WHITE LEDS

- o Nichia Corp. NFSL757 linear board chips.
- o White color temperatures include W30 (3000K), W35 (3500K) and W40 (4000K).
- o CRI: 90.0, R9 ≥ 50.0

COLOR LEDS

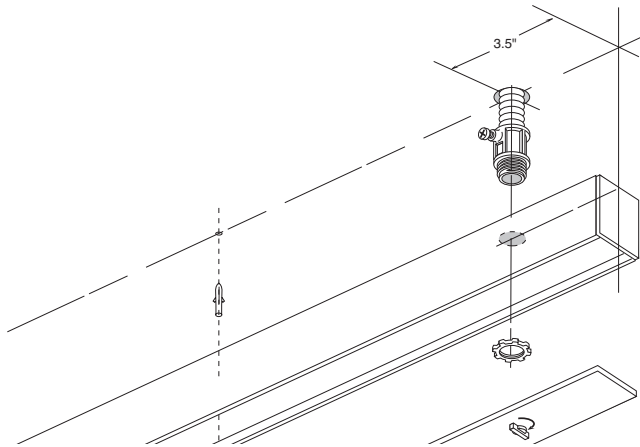
- o Flexible 5050 tape lights.
- o 12V single color LEDs (Red and Blue), 1.6W per ft.
- o 24V **SQ**-RGB, 4.8W per ft., controlled with **BDMXMOD** DMX 512 interface.
- o Optional wall box control, offered separately. (See Traxon Light Drive, right).

WATTS / LUMENS

LENGTH	LO/EACH SIDE		HO/EACH SIDE	
	WATTS	DELIVERED LUMENS	WATTS	DELIVERED LUMENS
2 ft.	10	819	15	1,222
3 ft.	15	1,222	22	1,833
4 ft.	20	1,638	30	2,444

DRIVER

Shipped with one opening for direct connection to conduit with a third party 1/2" fitting (as shown below).



DIMMING

- o **D**-standard supplied driver. 0-10V, programmable, 1% dimming, 120/277V, 50/60 Hz.
- o **BDIM-W11**-Lutron EcoSystem LED14 Series, 1% dimming, fade-to-off.

EMERGENCY

Battery pack provides 10W for 90 minutes. Adds additional length to driver housing.

TRAXON/OSRAM LIGHT DRIVE**

- o **BTRAXW**-white faceplate
- o Standalone, wall-mounted (12V power supply included) DMX controller for RGBW LED that provides direct access to fixtures.
- o Tune color and brightness with the Light-Drive wheel.
- o Fully dimmable white mode button.
- o See <http://www.osram.com/ecue> for details.

AIRCRAFT CABLE

NOTE: Not recommended for outdoor use, where fixture will be exposed to water, or subject to wind oscillation. Avoid use near HVAC vents and in environments with corrosive chemical vapors, such as swimming pools.

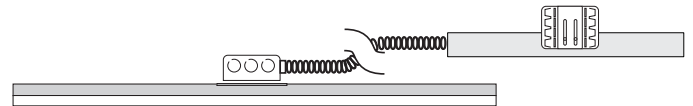
ACRYLIC DIFFUSER CLEANING

WARNING: Do not clean with ammonia based cleaners (e.g. Windex®). Use only water or cleaners specifically formulated for cleaning plastics.

RECESSED DRIVER

Driver must be accessible after installation. Multiple drivers must be mounted no less than 4 inches apart side-by-side, and 1 inch apart end-to-end, to avoid overheating

Standard pendant length: 8 ft. Specify **XP** for extra pendant. Maximum canopy to fixture distance: 25 ft. Maximum canopy to driver distance: 100 ft. (with 10 AWG wire). Order **SLRD**.



OPTIONAL J-BOX COVER

Cover plate mounts to maximum 4" square J-box. Ballast housing mounts to wall on top of cover plate, which may be painted to match ceiling or wall, and includes two mounting spacers to offset cover thickness. Order **S100P**.

