


6300 10 in. tube light

translucent LED cylinder with or without downlight



CONSTRUCTION

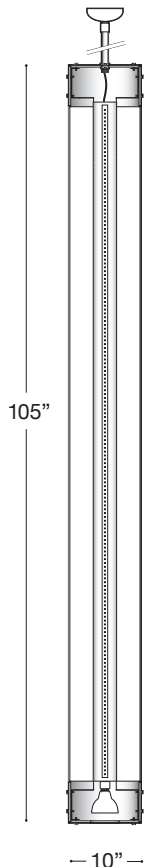
- o Matte white acrylic diffuser, with 1/4-inch thick extruded aluminum top and bottom cylinders in either **S**-silver or matte **W**-white powder coat finish.
- o Suspended by either **BLC** aircraft cable and power cord, or **BLA**-pipe.
- o **BLC** includes 8 ft. adjustable power cord, standard. For extra pendant, order **XP**.
- o cUL listed for dry locations only.

TYPE:	PROJECT:
ORDER NUMBER:	

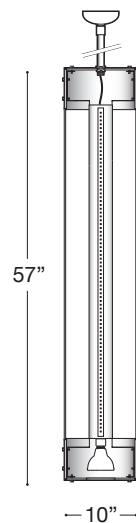
MODEL#	FINISH	LEDS	VOLTAGE	MOUNT	LENGTH	DRIVERS
See Below	S -Silver W -White	W30 W35 W40 Red Blue SQ -RGB*	1 -120V 2 -277V	BLA -Pipe BLC -Cable	In Inches	D -Standard BDIM-W11 BDMXMOD
Example:						
6362	S	W35	2	BLA	105	D

XP -extra pendant. Cord length (inches):	
XL -custom lumen reduction (specify lumens):	
BTRAXW -Traxon Light Drive (enter quantity):	

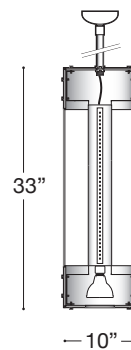
***BDMXMOD** required, with remote install. See p. 2 for details.



- 6342**—no downlight.
- 6352**—one 75W PAR30S downlight. 120V only.
- 6362**—one 39W PAR30 metal halide downlight.



- 6340**—no downlight.
- 6350**—one 75W PAR30S downlight. 120V only.
- 6360**—one 39W PAR30 metal halide downlight.



- 6341**—no downlight.
- 6351**—one 75W PAR30S downlight. 120V only.
- 6361**—one 39W PAR30 metal halide downlight.

6300 10 in. tube light

translucent LED cylinder with or without downlight



WHITE LEDS

- o Nichia Corp. NFSL757 tight bin chips on aluminum clad boards. 90 CRI.
- o **W30** (3000K), **W35** (3500K), and **W40** (4000K) white color temperatures.
- o Drivers are programmable constant current, 0–10V, 1% dimming, standard.

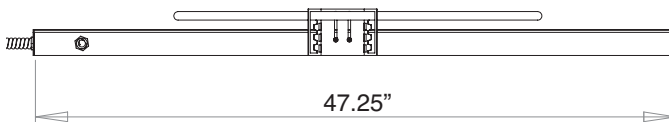
DIMMING

- o **D**—standard supplied driver. 0–10V, programmable, 1% dimming, 120/277V, 50/60 Hz.
- o **BDIM-W11**—Lutron EcoSystem LED14 Series, 1% dimming, fade-to-off.

WATTS/LUMENS

LENGTH	WHITE WATTS	DELIVERED LUMENS
3 ft.	37	3,648
4 ft.	62	6,081
8 ft.	100	9,729

RGB DMX REMOTE DRIVER



NOTE: Multiple drivers must be mounted no less than 4 inches apart side-by-side, and 1 inch apart end-to-end, to avoid overheating. Traxon Light-Drive RGB (ordered separately)

TRAXON/OSRAM LIGHT DRIVE**

BTRAXW—white faceplate

- o Standalone, wall-mounted (12V power supply included) DMX controller for RGBW LED that provides direct access to fixtures.
- o Tune color and brightness with the Light-Drive wheel.
- o Fully dimmable white mode button.
- o See <http://www.osram.com/ecue> for details.

CUSTOM LUMEN OUTPUT REDUCTION

Factory set custom reduced-lumen output driver configuration. Order **XL**. Specify lumens.

COLOR LEDS

- o Osram part no. OTDMXRGB supplied.
- o DMX control interface for RGB LED.
- o Provides DMX control with protocols that meet USITT DMX-512A or DMX512 (DIN 56930-2). No converter is required. DMX controls by others.
- o Requires remote driver. (See below left.)
- o Optional DMX wall box control offered separately (see Traxon Light Drive RGB, below left.)

PIPE MOUNT

Order **BLA** mount for 1/2" pipe. Length must be specified. Includes ball aligner canopy rated for 75 lbs. and mounts to standard J-boxes (left).

Pipe longer than 8 ft. will be shipped in two pieces —one 8 ft. section plus a second section for the balance —supplied with a painted, threaded pipe coupler, with set screws (right).



CABLE MOUNT

Order **BLC** mount for any length, must be specified. 3/32" stainless steel aircraft cable adjusts with push button cable grippers for easy field adjustment. Not for use in windy areas (right).



AIRCRAFT CABLE

NOTE: Not recommended for outdoor use, where fixture will be exposed to water, or subject to wind oscillation. Avoid use near HVAC vents and in environments with corrosive chemical vapors, such as swimming pools.

ACRYLIC DIFFUSER CLEANING

WARNING: Do not clean with ammonia based cleaners (e.g. Windex®). Use only water or cleaners specifically formulated for cleaning plastics.