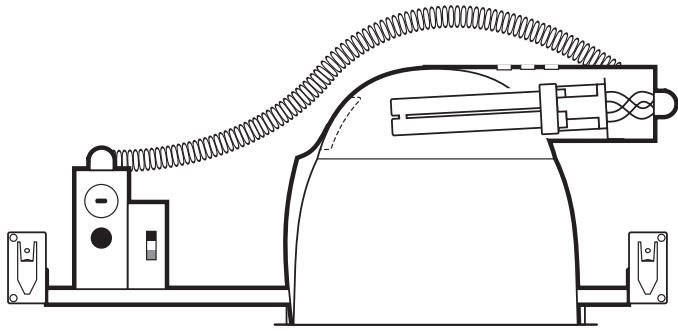


## 7.5" HORIZONTAL SINGLE LAMP WALLWASHER



Clear Alzak®  
Wallwash



Wheat Alzak®  
Wallwash

### SPECIFICATION INFORMATION

#### HOUSING ASSEMBLY

- Pre-coated galvanized steel mounting frame and J-box.
- Telescopic bar hangers supplied, provides for off-center mounting on joists or T-bar.
- .063 aluminum lampholder securely fastens to reflector, provides thermally efficient operation.
- Self flange type trim for clean, contemporary appearance.
- Ground wire included (prewired).

#### TWIST LOCK SOCKET

- Push lamp in and twist clockwise to lock into place.
- Lamp will not fall out.

#### REFLECTOR

- Thirty degree (30°) cutoff.
- Anodized, haze, durable and anti-iridescent.
- Finishes: **A**—Clear Alzak® Haze, and **G**—Wheat Alzak® Haze.

#### BALLAST

- Standard in universal voltage 120V through 277V.
- Thermally protected rapid start electronic ballasts use 4-pin lamps
- .99 power factor with THD < 10%.
- End of lamp life protection.

#### ELECTRICAL

- Allows 4-in/4-out #12 AWG conductors rated at minimum 90° C.
- J-box and ballast are both accessible through fixture.
- U.L. listed for use in damp locations.

#### ACCESSORIES

- **AL**—acrylic food service lens
- **P**—trim flange painted white
- **CP**—Chicago plenum
- **OT7.5**—white oversize trim ring (adds 3/8" to flange)
- **FS**—inline fuse

#### DIMMING

- Voltage *must* be specified.
- Controls lumen output down to ±5%.
- Compatible dimmers required for all ballasts.
- **D5** Advance Mark VII for 18, 26, 32 or 42W lamp.
- **D8** Lutron Hi-Lume for 26 or 32W lamp. Controls lumen output down to ±1%.
- **D9** Lutron Eco System for 18, 26 or 32W lamp.

#### EMERGENCY

- Voltage *must* be specified.
- **EM** emergency power provides 650 lumens for one lamp for 90 minutes
- **EM13** emergency power provides 1300 lumens for one lamp for 90 minutes

### ORDERING INFORMATION

#### LAMP INFO

- 1-13** 13W quad tube
- 1-18** 18W quad tube
- 1-26** 26W quad tube
- 1-32** 32W triple tube

#### 120V ELECTRONIC

- WH7.5113.A30.1E**
- WH7.5118.A30.1E**
- WH7.5126.A30.1E**
- WH7.5132.A30.1E**

#### 277V ELECTRONIC

- WH7.5113.A30.2E**
- WH7.5118.A30.2E**
- WH7.5126.A30.2E**
- WH7.5132.A30.2E**

### SUBMITTAL INFORMATION

**TYPE:**

**PROJECT:**

**NOTES:**

**DESCRIPTION:**

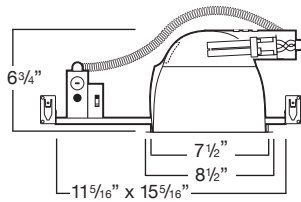
**DELRAY  
LIGHTING  
INCORPORATED**

**WH7.5100**

BURBANK,  
CALIFORNIA,  
91505  
WWW.  
DELRAY  
LIGHTING.  
COM

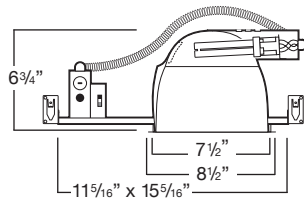
## 1-13W TWIN TUBE

WH7.5113



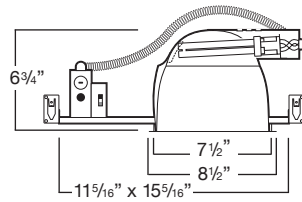
## 1-18W QUAD TUBE

WH7.5118



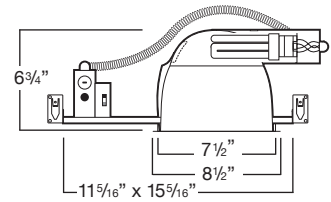
## 1-26W QUAD TUBE

WH7.5126



## 1-32W TRIPLE TUBE

WH7.5132



### FOOTCANDLES ON WALL FROM MULTIPLE UNITS

MTG. HT.	FOOTCANDLES		
	Δ	Units 3' apart	Δ
2'	32	30	32
4'	28	33	28
6'	15	16	15
8'	9	10	9
10'	5	5	5

Units 2.5 feet from wall and 3 feet apart  
Based on 1-32 watt lamp

MTG. HT.	FOOTCANDLES		
	1'	2'	3'
2'	26	20	9
4'	15	13	10
6'	6	6	6
8'	3	3	3
10'	2	2	2

1 unit 2.5 feet from wall in 1 foot increments  
Based on 1-32 watt lamp

### NOTES

#### WH7.5113 Wall Washer

1-13W twin tube  
G24q-1 electronic socket  
Total lumens: 900  
Efficiency: 49.0%

#### WH7.5118 Wall Washer

1-18W quad tube  
G24q-2 electronic socket  
Total lumens: 1250  
Efficiency: 49.0%

#### WH7.5126 Wall Washer

1-26W triple tube  
G24q-3 socket  
Total lumens: 1800  
Efficiency: 49.0%

#### WH7.5132 Wall Washer

1-32W triple tube  
G24q-3 socket  
Total lumens: 2400  
Efficiency: 49.0%