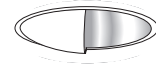
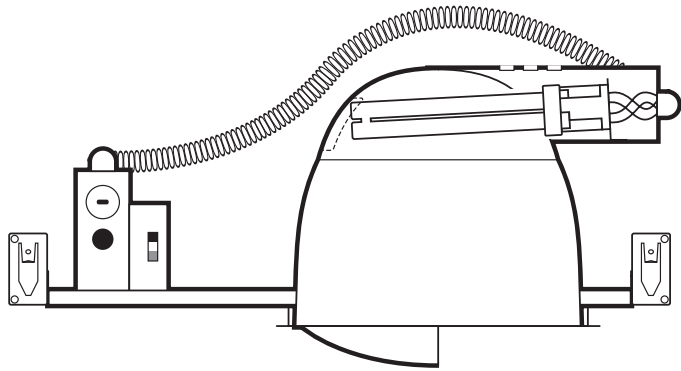


## 7.5" DOUBLE LAMP EYELID WALLWASHER



Clear Alzak® Haze  
Eyelid Wallwash

### SPECIFICATION INFORMATION

#### HOUSING ASSEMBLY

- Pre-coated galvanized steel mounting frame and J-box.
- Telescopic bar hangers supplied, provides for off-center mounting on joists or T-bar.
- .063 aluminum lampholder securely fastens to reflector, provides thermally efficient operation.
- Self flange type trim for clean, contemporary appearance.
- Ground wire included (prewired).

#### REFLECTOR

- Eyelid wallwasher task lighting directs light to accentuate walls while minimizing downlight.

#### BALLAST

- Standard in universal voltage 120V through 277V.
- Thermally protected rapid start electronic ballasts use 4-pin lamps
- .99 power factor with THD < 10%.
- End of lamp life protection.

#### ELECTRICAL

- Allows 4-in/4-out #12 AWG conductors rated at minimum 90° C.
- J-box and ballast are both accessible through fixture.
- U.L. listed for use in damp locations.

#### ACCESSORIES

- **AL**—acrylic food service lens
- **P**—trim flange painted white
- **CP**—Chicago plenum
- **0T7.5**—white oversize trim ring (adds 5/8" to flange)
- **FS**—inline fuse

#### DIMMING

- Voltage *must* be specified.
- Controls lumen output down to ±5%.
- Compatible dimmers required for all ballasts.
- **D4** Lutron Tu-Wire for 26W lamp. 120V *only*.
- **D5** Advance Mark VII for 18 or 26W lamp.
- **D8** Lutron Hi-Lume for 26W lamp. Controls lumen output down to ±1%.
- **D9** Lutron Eco System for 18 or 26W lamp.

#### EMERGENCY

- Voltage *must* be specified.
- **EM** emergency power provides 650 lumens for one lamp for 90 minutes
- **EM13** emergency power provides 1300 lumens for one lamp for 90 minutes

### ORDERING INFORMATION

#### LAMP INFO

- 2-13** 13W twin/quad tube
- 2-18** 18W quad tube
- 2-26** 26W quad tube

#### 120V ELECTRONIC

- W7.5213.A30.1E**
- W7.5218.A30.1E**
- W7.5226.A30.1E**

#### 277V ELECTRONIC

- W7.5213.A30.2E**
- W7.5218.A30.2E**
- W7.5226.A30.2E**

### SUBMITTAL INFORMATION

**TYPE:**

**PROJECT:**

**NOTES:**

**DESCRIPTION:**

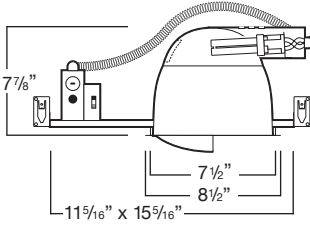
**DELRAY  
LIGHTING  
INCORPORATED**

**W7.5200**

BURBANK,  
CALIFORNIA,  
91505  
WWW.  
DELRAY  
LIGHTING.  
COM

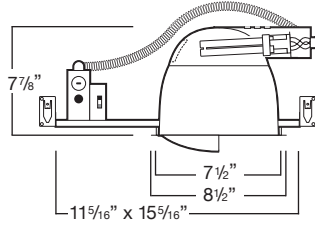
## 2-13W QUAD TUBE

**W7.5213**



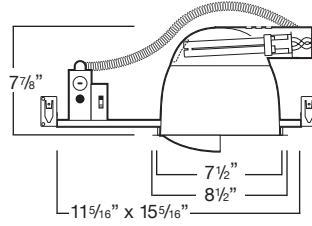
## 2-18W QUAD TUBE

**W7.5218**



## 2-26W QUAD TUBE

**W7.5226**



### FOOTCANDLES ON WALL FROM MULTIPLE UNITS

MTG. HT.	FOOTCANDLES		
	n	Units 2' apart	n
2'	36	39	36
4'	25	26	25
6'	13	14	13
8'	10	10	10
10'	9	9	9

Units 2 feet from wall and 2 feet apart  
Based on 2-13 watt lamps

MTG. HT.	FOOTCANDLES		
	n	Units 3' apart	n
2'	22	21	22
4'	18	17	18
6'	13	14	13
8'	9	11	9
10'	8	9	8

Units 3 feet from wall and 3 feet apart  
Based on 2-13 watt lamps

### NOTES

#### **W7.5213**

##### **Wall Washer**

2-13W twin tube  
G24q-1 electronic socket  
Total lumens: 1800  
Efficiency: 34.4%

#### **W7.5218**

##### **Wall Washer**

2-18W quad tube  
G24q-2 electronic socket  
Total lumens: 2500  
FC x 1.4  
Efficiency: 32.7%

#### **W7.5226**

##### **Wall Washer**

2-26W quad tube  
G24q-3 electronic socket  
Total lumens: 3600  
FC x 2.0  
Efficiency: 32.0%