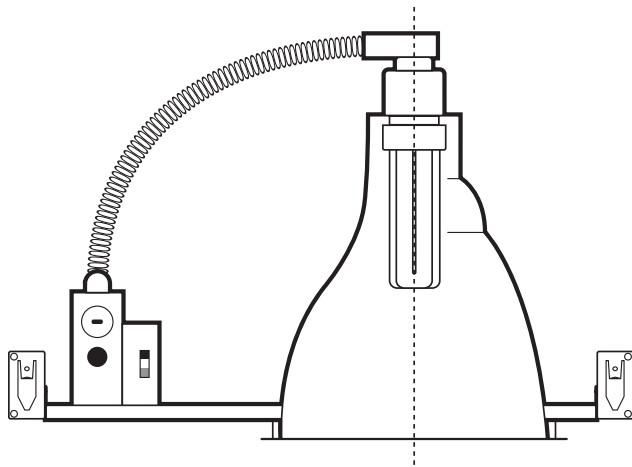


## 7.5" VERTICAL SINGLE LAMP DOWNLIGHT



Clear Alzak® Haze



Wheat Alzak® Haze



Black Baffle

### SPECIFICATION INFORMATION

#### HOUSING ASSEMBLY

- Pre-coated galvanized steel mounting frame and J-box.
- Telescopic bar hangers supplied, provides for off-center mounting on joists or T-bar.
- .063 aluminum lampholder securely fastens to reflector, provides thermally efficient operation.
- Self flange type trim for clean, contemporary appearance.
- Ground wire included (prewired).

#### TWIST LOCK SOCKET

- Push lamp in and twist clockwise to lock into place.
- Lamp will not fall out.
- Relamp with pole (with Changer accessory).

#### REFLECTOR

- Thirty degree (30°) or forty degree (40°) cutoff.
- Anodized, haze, durable and anti-iridescent.
- Finishes: **A**—Clear Alzak® Haze, and **G**—Wheat Alzak® Haze.

#### BALLAST

- Standard in universal voltage 120V through 277V.
- Thermally protected rapid start electronic ballasts use 4-pin lamps
- .99 power factor with THD < 10%.
- End of lamp life protection.

#### ELECTRICAL

- Allows 4-in/4-out #12 AWG conductors rated at minimum 90° C.
- J-box and ballast are both accessible through fixture.
- U.L. listed for use in damp locations.

#### ACCESSORIES

- **AL**—acrylic food service lens
- **B**—black baffle
- **CHANGER** for re-lamp cup
- **P**—trim flange painted white
- **CP**—Chicago plenum
- **OT7.5**—white oversize trim ring (adds 5/8" to flange)
- **FS**—inline fuse

#### DIMMING

- Voltage *must* be specified.
- Controls lumen output down to ±5%.
- Compatible dimmers required for all ballasts.
- **D5** Advance Mark VII for 42W lamp.
- **D9** Lutron Eco System for 42W lamp.

#### EMERGENCY

- Voltage *must* be specified.
- **EM** emergency power provides 650 lumens for one lamp for 90 minutes.
- **EM13** emergency power provides 1300 lumens for one lamp for 90 minutes.

### ORDERING INFORMATION

#### LAMP INFO

**1-42** 42W triple tube

#### 120V ELECTRONIC

**V7.5142.A30.1E** 42W 30°

**V7.5142.A40.1E** 42W 40°

#### 277V ELECTRONIC

**V7.5142.A30.2E** 42W 30°

**V7.5142.A40.2E** 42W 40°

### SUBMITTAL INFORMATION

**TYPE:**

**PROJECT:**

**NOTES:**

**DESCRIPTION:**

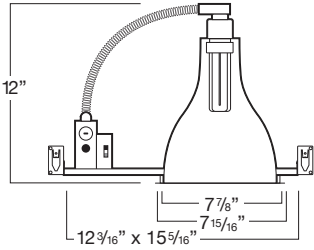
**DELRAY  
LIGHTING  
INCORPORATED**

**V7.5142**

BURBANK,  
CALIFORNIA,  
91505  
WWW.  
DELRAY  
LIGHTING.  
COM

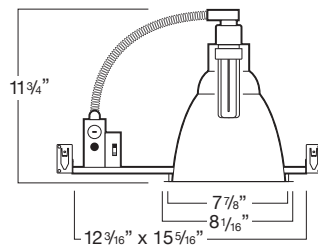
## CLEAR ALZAK 30°

TV7.5142.A30



## CLEAR ALZAK 40°

TV7.5142.A40



## CONE OF LIGHT

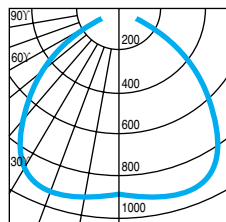
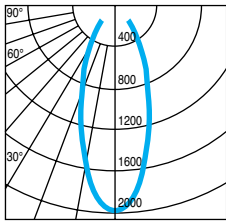
MTG. HT.	FC/0°	DIA.
4'	123	4.3
6'	54	6.6
8'	31	8.8
10'	19	10.9
12'	14	12.9

50% FC at edge

MTG. HT.	FC/0°	DIA.
4'	55	5.8
6'	24	8.7
8'	14	11.6
10'	9	14.5
12'	6	17.4

50% FC at edge

## CP DISTRIBUTION



## COEFFICIENTS OF UTILIZATION

### % CEILING 80 (20% FLOOR)

% WALL	70	50	30
0	79	79	79
1	76	74	73
2	73	70	67
3	69	66	63
4	66	62	58
5	63	58	55
6	60	55	51
7	57	51	48
8	54	48	44
9	51	45	41
10	49	42	39

### % CEILING 80 (20% FLOOR)

% WALL	70	50	30
0	85	85	85
1	80	78	75
2	75	71	67
3	70	64	60
4	65	58	53
5	60	53	47
6	56	48	43
7	52	44	38
8	48	40	34
9	45	36	31
10	41	32	26

## NOTES

### V6142.A30

1-42 watt triple tube  
G24q-4 electronic socket  
Total lumens: 3200  
Spacing criteria: .9  
Efficiency: 64.1%

### V6142.A40

1-42 watt triple tube  
G24q-4 electronic socket  
Total lumens: 3200  
Spacing criteria: 1.4  
Efficiency: 71.2%