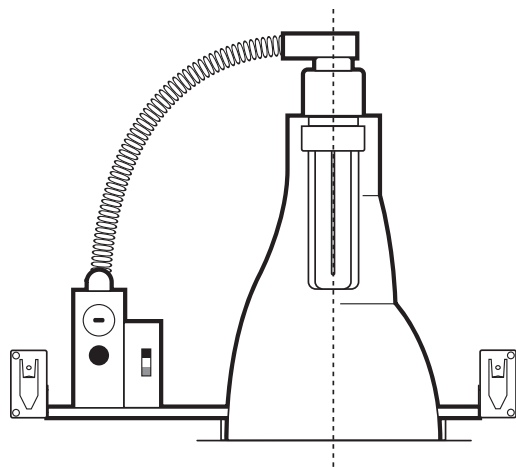


6" VERTICAL SINGLE LAMP DOWNLIGHT



Clear Alzak® Haze



Wheat Alzak® Haze



Black Baffle

SPECIFICATION INFORMATION

HOUSING ASSEMBLY

- Pre-coated galvanized steel mounting frame and J-box.
- Telescopic bar hangers supplied, provides for off-center mounting on joists or T-bar.
- .063 aluminum lampholder securely fastens to reflector, provides thermally efficient operation.
- Self flange type trim for clean, contemporary appearance.
- Ground wire included (prewired).

TWIST LOCK SOCKET

- Push lamp in and twist clockwise to lock into place.
- Lamp will not fall out.
- Relamp with pole (with Changer accessory).

REFLECTOR

- Thirty degree (30°) or forty degree (40°) cutoff.
- Anodized, haze, durable and anti-iridescent.
- Finishes: **A**—Clear Alzak® Haze, and **G**—Wheat Alzak® Haze.

BALLAST

- Standard in universal voltage 120V through 277V.
- Thermally protected rapid start electronic ballasts use 4-pin lamps
- .99 power factor with THD<10%.
- End of lamp life protection.

ELECTRICAL

- Allows 4-in/4-out #12 AWG conductors rated at minimum 90° C.
- J-box and ballast are both accessible through fixture.
- U.L. listed for use in damp locations.

ACCESSORIES

- **AL**—acrylic food service lens
- **B**—black baffle
- **CHANGER** for re-lamp cup
- **P**—trim flange painted white
- **CP**—Chicago plenum
- **OT6**—white oversize trim ring (adds 5/8" to flange)
- **FS**—inline fuse

DIMMING

- Voltage *must* be specified.
- Controls lumen output down to ±5%.
- Compatible dimmers required for all ballasts.
- **D5** Advance Mark VII for 32W lamp.
- **D8** Lutron Hi-Lume for 32W lamp. Controls lumen output down to ±1%.
- **D9** Lutron Eco System for 32W lamp.

EMERGENCY

- Voltage *must* be specified.
- **EM** emergency power provides 650 lumens for one lamp for 90 minutes.
- **EM13** emergency power provides 1300 lumens for one lamp for 90 minutes.

ORDERING INFORMATION

LAMP INFO

1-32 32W quad or triple tube

120V ELECTRONIC

V6132.A30.1E 32W 30°

V6132.A40.1E 32W 40°

277V ELECTRONIC

V6132.A30.2E 32W 30°

V6132.A40.2E 32W 40°

SUBMITTAL INFORMATION

TYPE:

PROJECT:

NOTES:

DESCRIPTION:

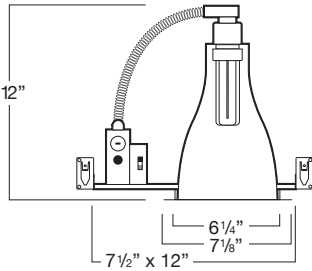
**DELRAY
LIGHTING
INCORPORATED**

V6132

BURBANK,
CALIFORNIA,
91505
WWW.
DELRAY
LIGHTING.
COM

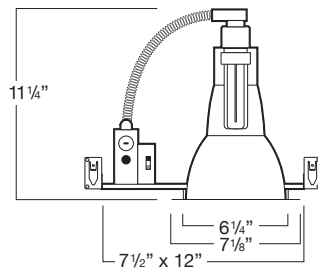
CLEAR ALZAK 30°

TV6132.A30



CLEAR ALZAK 40°

TV6132.A40



CONE OF LIGHT

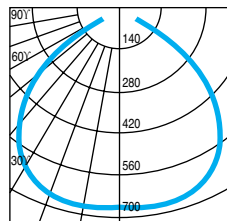
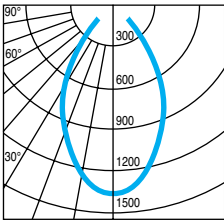
| MTG. HT. | FC/0° | DIA. |
|----------|-------|------|
| 4' | 85 | 3.4 |
| 6' | 38 | 5.1 |
| 8' | 21 | 6.8 |
| 10' | 14 | 8.5 |
| 12' | 9 | 10.2 |

50% FC at edge

| MTG. HT. | FC/0° | DIA. |
|----------|-------|------|
| 4' | 49 | 5.2 |
| 6' | 19 | 7.8 |
| 8' | 11 | 10.4 |
| 10' | 7 | 13.0 |
| 12' | 5 | 15.6 |

50% FC at edge

CP DISTRIBUTION



COEFFICIENTS OF UTILIZATION

| % CEILING 80 | (20% FLOOR) | | |
|--------------|-------------|----|----|
| | % WALL 70 | 50 | 30 |
| 0 | 65 | 65 | 65 |
| 1 | 63 | 61 | 60 |
| 2 | 60 | 58 | 56 |
| 3 | 57 | 54 | 52 |
| 4 | 55 | 51 | 48 |
| 5 | 52 | 48 | 45 |
| 6 | 50 | 45 | 42 |
| 7 | 47 | 42 | 39 |
| 8 | 45 | 40 | 36 |
| 9 | 42 | 37 | 34 |
| 10 | 40 | 35 | 31 |

| % CEILING 80 | (20% FLOOR) | | |
|--------------|-------------|----|----|
| | % WALL 70 | 50 | 30 |
| 0 | 81 | 81 | 81 |
| 1 | 76 | 74 | 71 |
| 2 | 71 | 67 | 64 |
| 3 | 67 | 61 | 57 |
| 4 | 62 | 55 | 50 |
| 5 | 57 | 50 | 45 |
| 6 | 53 | 46 | 40 |
| 7 | 49 | 41 | 36 |
| 8 | 46 | 37 | 32 |
| 9 | 43 | 34 | 29 |
| 10 | 39 | 30 | 25 |

NOTES

V6132.A30

1-32W triple tube
G24q-3 electronic socket
Total lumens: 2400
Spacing criteria: .8
Efficiency: 56.1%

V6132.A40

1-32W triple tube
G24q-3 electronic socket
Total lumens: 2400
Spacing criteria: 1.3
Efficiency: 68.4%