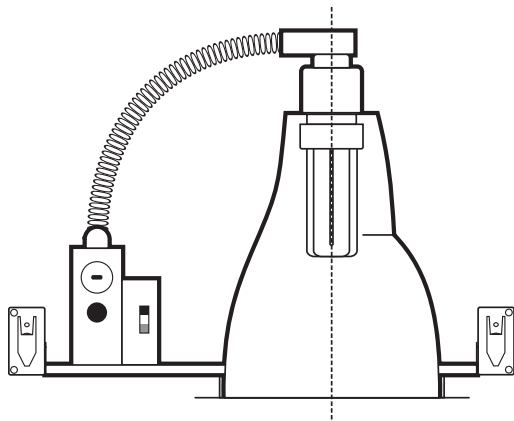


6" VERTICAL SINGLE LAMP DOWNLIGHT



Clear Alzak® Haze



Wheat Alzak® Haze



Black Baffle

SPECIFICATION INFORMATION

HOUSING ASSEMBLY

- Pre-coated galvanized steel mounting frame and J-box.
- Telescopic bar hangers supplied, provides for off-center mounting on joists or T-bar.
- .063 aluminum lampholder securely fastens to reflector, provides thermally efficient operation.
- Self flange type trim for clean, contemporary appearance.
- Ground wire included (prewired).

TWIST LOCK SOCKET

- Push lamp in and twist clockwise to lock into place.
- Lamp will not fall out.
- Relamp with pole (with Changer accessory).

REFLECTOR

- Thirty degree (30°) or forty degree (40°) cutoff.
- Anodized, haze, durable and anti-iridescent.
- Finishes: **A**—Clear Alzak® Haze, and **G**—Wheat Alzak® Haze.

BALLAST

- Standard in universal voltage 120V through 277V.
- Thermally protected rapid start electronic ballasts use 4-pin lamps
- .99 power factor with THD<10%.
- End of lamp life protection.

ELECTRICAL

- Allows 4-in/4-out #12 AWG conductors rated at minimum 90° C.
- J-box and ballast are both accessible through fixture.
- U.L. listed for use in damp locations.

ACCESSORIES

- **AL**—acrylic food service lens
- **B**—black baffle
- **CHANGER** for re-lamp cup
- **P**—trim flange painted white
- **CP**—Chicago plenum
- **OT6**—white oversize trim ring (adds 5/8" to flange)
- **FS**—inline fuse

DIMMING

- Voltage *must* be specified.
- Controls lumen output down to ±5%.
- Compatible dimmers required for all ballasts.
- **D5** Advance Mark VII for 18W lamp.

EMERGENCY

- Voltage *must* be specified.
- **EM** emergency power provides 650 lumens for one lamp for 90 minutes
- **EM13** emergency power provides 1300 lumens for one lamp for 90 minutes

ORDERING INFORMATION

LAMP INFO

1-18 18W quad or triple tube

120V ELECTRONIC

V6118.A30.1E 18W 30°

V6118.A40.1E 18W 40°

277V ELECTRONIC

V6118.A30.2E 18W 30°

V6118.A40.2E 18W 40°

SUBMITTAL INFORMATION

TYPE:

PROJECT:

NOTES:

DESCRIPTION:

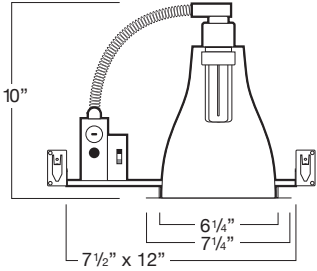
**DELRAY
LIGHTING
INCORPORATED**

**V
6
1
1
8**

BURBANK,
CALIFORNIA,
91505
WWW.
DELRAY
LIGHTING.
COM

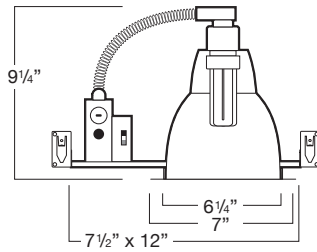
CLEAR ALZAK 30°

TV6118.A30



CLEAR ALZAK 40°

TV6118.A40



CONE OF LIGHT

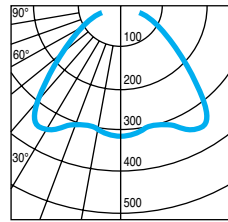
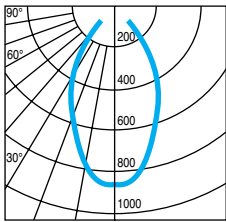
MTG. HT.	FC/0°	DIA.
4'	64	2.6
6'	28	3.9
8'	16	5.2
10'	10	6.5
12'	7	7.8

50% FC at edge

MTG. HT.	FC/0°	DIA.
4'	20	6.0
6'	9	9.0
8'	5	12.1
10'	3	15.1
12'	2	18.1

50% FC at edge

CP DISTRIBUTION



COEFFICIENTS OF UTILIZATION

% CEILING 80 (20% FLOOR)

% WALL	70	50	30
0	48	48	48
1	47	46	45
2	45	43	41
3	43	41	39
4	41	38	36
5	39	36	34
6	38	34	32
7	36	33	31
8	34	31	29
9	33	29	27
10	31	27	25

% CEILING 80 (20% FLOOR)

% WALL	70	50	30
0	70	70	70
1	66	65	63
2	63	60	57
3	59	55	52
4	55	50	47
5	52	46	42
6	48	42	38
7	45	39	34
8	42	35	31
9	39	32	28
10	35	28	23

NOTES

V6118.A30

1-18 watt quad tube
G24q-2 electronic socket
Total lumens: 1250
Spacing criteria: .7
Wheat Alzak CP x .9
Efficiency: 40.5%

V6118.A40

1-18 watt quad tube
G24q-2 electronic socket
Total lumens: 1250
Spacing criteria: .9
Wheat Alzak CP x .9
Efficiency: 68.4%