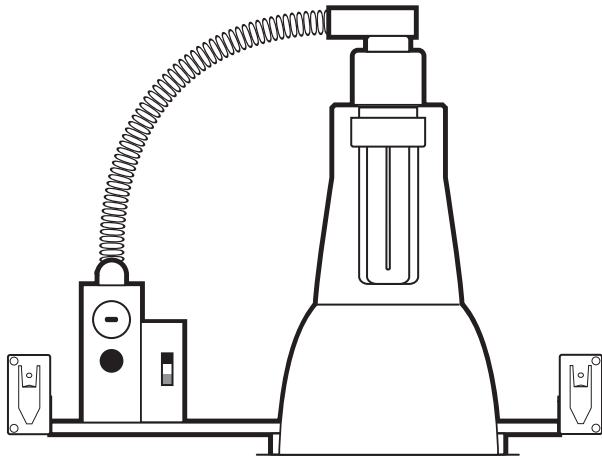


5" VERTICAL SINGLE LAMP DOWNLIGHT



Clear Alzak® Haze



Wheat Alzak® Haze



Black Baffle

SPECIFICATION INFORMATION

HOUSING ASSEMBLY

- Pre-coated galvanized steel mounting frame and J-box.
- Telescopic bar hangers supplied, provides for off-center mounting on joists or T-bar.
- .063 aluminum lampholder securely fastens to reflector, provides thermally efficient operation.
- Self flange type trim for clean, contemporary appearance.
- Ground wire included (prewired).

TWIST LOCK SOCKET

- Push lamp in and twist clockwise to lock into place.
- Lamp will not fall out.
- Relamp with pole (with Changer accessory).

REFLECTOR

- Thirty degree (30°) cutoff.
- Anodized, haze, durable and anti-iridescent.
- Finishes: **A**—Clear Alzak® Haze, and **G**—Wheat Alzak® Haze.

BALLAST

- Standard in universal voltage 120V through 277V.
- Thermally protected rapid start electronic ballasts use 4-pin lamps
- .99 power factor with THD<10%.
- End of lamp life protection.

ELECTRICAL

- Allows 4-in/4-out #12 AWG conductors rated at minimum 90° C.
- J-box and ballast are both accessible through fixture.
- U.L. listed for use in damp locations.

ACCESSORIES

- **AL**—acrylic food service lens
- **B**—black baffle
- **CHANGER** for re-lamp cup
- **P**—trim flange painted white
- **CP**—Chicago plenum
- **OT5**—white oversize trim ring (adds 5/8" to flange)
- **FS**—inline fuse

DIMMING

- Voltage *must* be specified.
- Controls lumen output down to ±5%.
- Compatible dimmers required for all ballasts.
- **D5** Advance Mark VII for 18, 26, 32 or 42W lamp.
- **D8** Lutron Hi-Lume for 26, 32 or 42W lamps. Controls lumen output down to ±1%.
- **D9** Lutron Eco System for 18, 26, 32 or 42W lamps.

EMERGENCY

- Voltage *must* be specified.
- **EM** emergency power provides 650 lumens for one lamp for 90 minutes
- **EM13** emergency power provides 1300 lumens for one lamp for 90 minutes

ORDERING INFORMATION

LAMP INFO

- 1-13** 13W quad tube
- 1-18** 18W triple tube
- 1-26** 26W triple tube
- 1-32** 32W triple tube
- 1-42** 42W triple tube

120V ELECTRONIC

- V5113.A30.1E** 13W quad
- V5118.A30.1E** 18W triple
- V5126.A30.1E** 26W triple
- V5132.A30.1E** 32W triple
- V5142.A30.1E** 42W triple

277V ELECTRONIC

- V5113.A30.2E** 13W quad
- V5118.A30.2E** 18W triple
- V5126.A30.2E** 26W triple
- V5132.A30.2E** 32W triple
- V5142.A30.2E** 42W triple

SUBMITTAL INFORMATION

TYPE:

PROJECT:

NOTES:

DESCRIPTION:

**DELRAY
LIGHTING
INCORPORATED**

V5100

BURBANK,
CALIFORNIA,
91505

WWW.

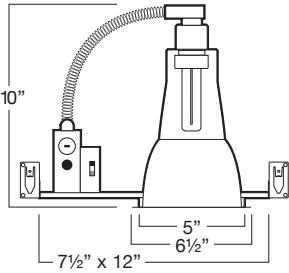
DELRAY

LIGHTING.

COM

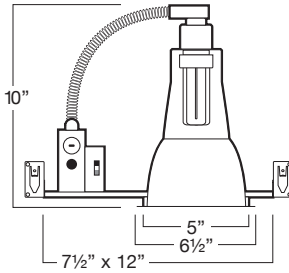
CLEAR ALZAK 30°

V5113.A30



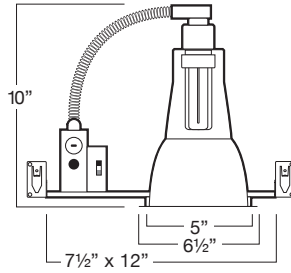
CLEAR ALZAK 30°

V5118.A30



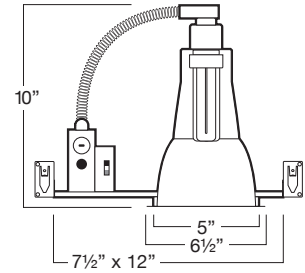
CLEAR ALZAK 30°

V5126.A30



CLEAR ALZAK 30°

V5132.A30



CONE OF LIGHT

MTG. HT.	FC/0°	DIA.
4'	26	2.4
6'	12	3.7
8'	6	4.9
10'	4	6.1
12'	3	7.3

50% FC at edge

MTG. HT.	FC/0°	DIA.
4'	32	2.6
6'	14	3.9
8'	8	5.2
10'	5	6.5
12'	4	7.8

50% FC at edge

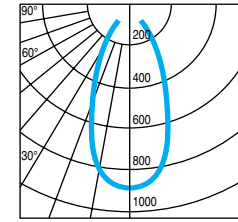
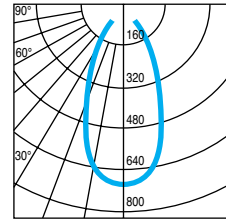
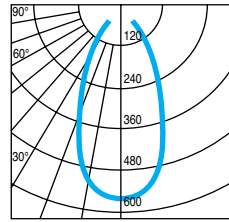
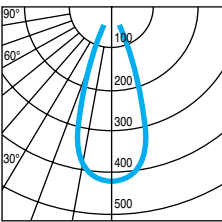
MTG. HT.	FC/0°	DIA.
4'	46	2.3
6'	20	3.4
8'	12	4.6
10'	7	5.7
12'	5	6.9

50% FC at edge

MTG. HT.	FC/0°	DIA.
4'	56	2.6
6'	25	3.9
8'	14	5.2
10'	9	6.5
12'	6	7.8

50% FC at edge

CP DISTRIBUTION



COEFFICIENTS OF UTILIZATION

% CEILING 80	(20% FLOOR)		
	% WALL 70	50	30
0	28	28	28
1	27	27	26
2	26	25	24
3	25	24	23
4	24	22	21
5	23	21	20
6	22	20	19
7	21	19	18
8	20	18	17
9	19	17	16
10	18	16	15

% CEILING 80	(20% FLOOR)		
	% WALL 70	50	30
0	27	27	27
1	26	26	25
2	25	24	23
3	24	23	22
4	23	21	20
5	22	20	19
6	21	19	18
7	20	18	17
8	19	17	16
9	18	16	15
10	17	15	14

% CEILING 80	(20% FLOOR)		
	% WALL 70	50	30
0	25	25	25
1	24	24	23
2	23	22	22
3	22	21	20
4	21	20	19
5	20	19	18
6	20	18	17
7	19	17	16
8	18	16	15
9	17	15	14
10	16	14	13

% CEILING 80	(20% FLOOR)		
	% WALL 70	50	30
0	30	30	30
1	28	28	27
2	27	26	25
3	26	25	23
4	25	23	22
5	24	22	20
6	23	21	19
7	22	20	18
8	21	18	17
9	20	17	16
10	19	16	15

NOTES

V5113.A30

1-13W quad tube
G24q-1 electronic socket
Total lumens: 900
Spacing criteria: 0.6
Wheat Alzak CP x .90
Efficiency: 21.7%

V5118.A30

1-18W triple tube
G24q-2 electronic socket
Total lumens: 1250
Spacing criteria: 0.6
Wheat Alzak CP x .90
Efficiency: 23.3%

V5126.A30

1-26W triple tube
G24q-3 electronic socket
Total lumens: 1800
Spacing criteria: 0.7
Wheat Alzak CP x .90
Efficiency: 21.2%

V5132.A30

1-32W triple tube
G24q-3 electronic socket
Total lumens: 2400
Spacing criteria: 0.8
Wheat Alzak CP x .90
Efficiency: 23.7%