


UNO CIRCULAR DIRECT WHITE LED WITH OPAL ACRYLIC LENS

DELRAY
LIGHTING
INCORPORATED

UNO 8' CIRCLES. DIRECT



TYPE:

PROJECT:

ORDER NUMBER:

Model#	Finish	LEDs	Mount	Option
UC8 – 8 ft.	S – Silver W – White K – Black	W30 W35 W40 Red Blue SQ – RGB	S – Separate SR – Sep. Remote CS – Cen. Standard CR – Cen. Remote NCR – Nexus CR SREM – Separate EM CREM – Central EM	BDIM-W11

CONSTRUCTION

- Extruded aluminum outer housing with direct white frosted acrylic diffuser. Shipped in two sections, with joiners for assembly in the field. Each fixture includes one 8 ft. gray or white 18 AWG adjustable power cord, plus two AC cables with push button grippers. Specify **XP** for additional length (25 ft. max.).

WHITE LEDs

- Nichia Corp. NFSL757 tight bin chips on aluminum clad boards. 90 CRI.
- **W30** (3000K), **W35** (3500K), and **W40** (4000K) white color temperatures.
- Drivers are programmable constant current, 0–10V, 1% dimming, standard. 6 ft. requires one driver. 8 ft. requires two drivers.

CUSTOM LUMEN

OUTPUT REDUCTION

- Factory set custom reduced-lumen output driver configuration. Order **XL**. Specify lumens.

COLOR LEDs

- **Red** and **Blue** are tapelight, using one 12V constant voltage driver. **SQ**–RGB are Nichia custom boards, using one 100W, 24V constant voltage driver and Eldo DMX interface.
- Optional DMX wall box control offered separately (see Traxon, page 2.)

STANDARD CANOPY

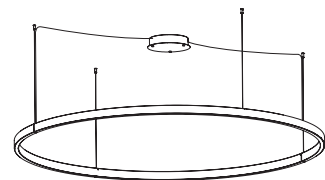
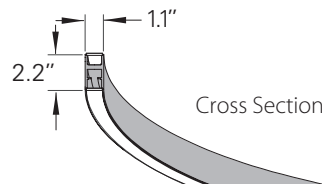
- Mounts to all standard JBoxes.
- Drivers and DMX module inside surface mount canopy. For remote driver installation, see page 2.
- Specify:
S, CS–Standard (10" x 2.25")
SR, CR, NCR–Remote (3" x 0.45")
- cUL listed for dry locations only.

Example:

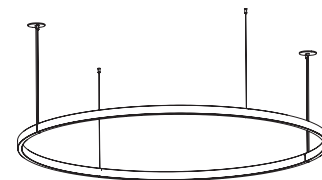
UC8	S	W40	SR	BDIM-W11
-----	---	-----	----	----------

- BTRAXW**–Traxon Light Drive (enter quantity): _____
- XP**–Extra power cord (in inches; max. 25 ft.): _____
- XL**–custom lumen reduction (specify lumens): _____

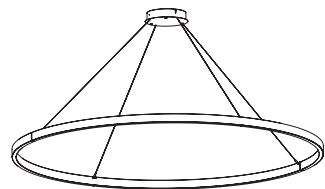
UC8 – 8 ft., 8,676 lumens, 94W



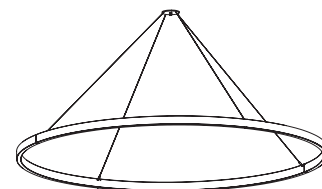
S – Separate



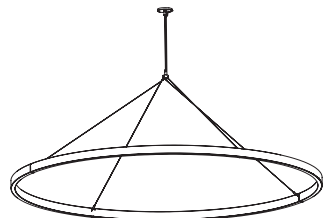
SR – Separate Remote



CS – Central Standard



CR – Central Remote

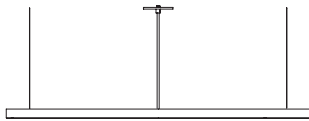


NCR – Nexus Central Remote

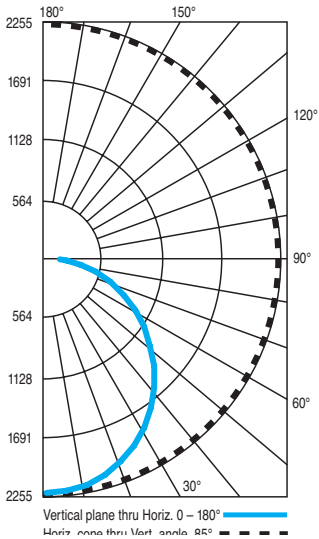
BURBANK,
CALIFORNIA,
91505
WWW.
DELRAY
LIGHTING.
COM

8 FT. LED

UC8.W35



CP DISTRIBUTION



COEFFICIENTS

% CEILING 80	(20% FLOOR)		
	% WALL 70	50	30
0	119	119	119
1	108	103	98
2	98	89	82
3	89	78	70
4	82	69	60
5	75	62	53
6	69	56	47
7	64	50	42
8	60	46	37
9	56	42	34
10	52	39	31

NOTES

UC8.W35

94W LEDs, 3500°K
 Delivered lumens: 8,676

CRI: 90
 R9 ≥ 72

UNO 8 FT. CIRCULAR REMOTE DRIVERS

Driver must be accessible after installation. For suspended and hard lid ceilings with access panels. Canopy mounts to mud ring attached to J-box.

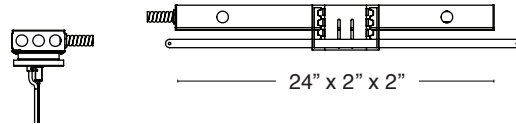
NOTE: Multiple drivers must be mounted no less than 4 inches apart side-by-side, and 1 inch apart end-to-end, to avoid overheating.

Standard pendant length: 8 ft. Specify **XP** for extra pendant.
 Maximum canopy to fixture distance: 25 ft. Maximum canopy to driver distance: 100 ft. (with 10 AWG wire).

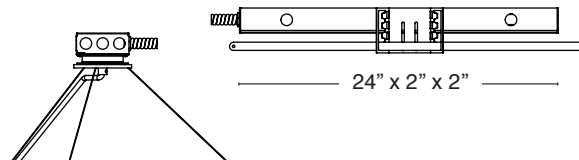


Remote Driver Canopy
 3.8 x 0.45 in.

SR – Separate mount driver installation.

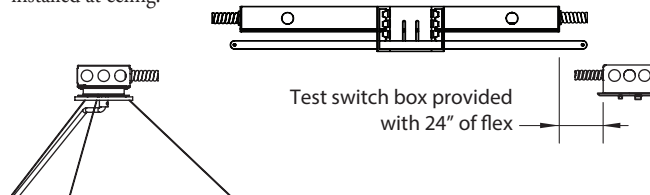


CR – Central mount remote driver installation.



SREM or CREM – Separate or Central Emergency. *T-bar install shown, below.*

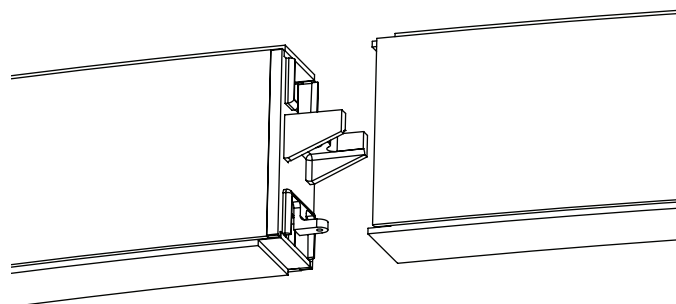
Emergency battery pack provides 7W for 90 minutes. (12W also available.)
 Remote install only. Red driver light and test switch mounted in handy box installed at ceiling.



WATTS / LUMENS / WEIGHT

Diameter	Watts	Delivered Lumens	Weight
8'	94	8,676	50 lb

JOINER



OPTIONS

DRIVERS

D—standard supplied driver.
 Programmable, 0–10V, 120/277V,
 50/60 Hz, 1% dimming.

OPTIONAL DRIVER

BDIM-W11

- Lutron EcoSystem LDE14 Series
- Dims to 1%
- Fade to off.

TRAXON LIGHT DRIVE

(order separately)

BTRAXW—white faceplate

- Standalone, wall-mounted (12V power supply included) DMX controller for RGB LED that provides direct access to fixtures.
- Tune color and brightness with the Light-Drive wheel.
- Fully dimmable white mode button.
- See www.traxon-usa.com for details.

SEPARATE SWITCHING

Control uplight separately from downlight. Order **SS**.

AIRCRAFT CABLE

Note: Aircraft cable suspension not recommended for outdoor use, where fixture will be exposed to water, or subject to wind oscillation. Avoid use near HVAC vents and in environments with corrosive chemical vapors, such as swimming pools.

ACRYLIC DIFFUSER CLEANING

Warning: Do not clean with ammonia based cleaners (e.g. Windex®). Use only water or cleaners specifically formulated for cleaning plastics.