

## PENDANT AND WALL MOUNT LUMINAIRES

**DELRAY  
LIGHTING  
INCORPORATED**

**P  
6**



**TYPE:**

**PROJECT:**

**NOTES:**

**DESCRIPTION:**

**P6**

**ORDER#**

- P613** 13W quad
- P618** 18W triple
- P642** 26, 32 or 42W triple
- P6150** 150W incandescent

**SPECIFY FINISH:**

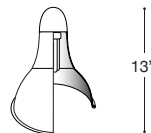
- B**—Black
- G**—Green
- SL**—Silver
- P**—White
- CC**—Custom RAL Color. Specify:

**BALLAST**


- 1E**—120V electronic
- 2E**—277V electronic

**OPTIONS**

- WM1**—Wall Mount
- WM2**—Wall Mount
- CM1**—Ceiling Mount
- PWB**—Surface Mount J-Box



— 10" —



### SPECIFICATION INFORMATION

**SURFACE MOUNT**

- Galvanized bracket mounts to octagonal box, with ballast attached for easy servicing. Covered by spun steel canopy, with powder coat finish (must specify).
- Specify **WM1**, **WM2** for wall mount.
- Order **CM1** for ceiling mount.
- U.L. rated for wet locations.

**BALLAST**

- Electronic ballasts are class P, HPF .
- Supplied standard in 120V and 277V.
- Ballasts use 4 pin lamps and provide rapid start.
- .99 power factor with THD<10%.
- End of lamp life protection.

**OPTIONS**

- **CM1**—Ceiling Mount (specify length)
- **WM1**—Wall Mount
- **WM2**—Wall Mount
- **PWB**—Surface Mount J-box

BURBANK,  
CALIFORNIA,  
91505  
WWW.  
DELRAY  
LIGHTING.  
COM

## 32 WATT PLT

## BALLAST INFO

P6



- Standard in universal voltage 120V through 277V.
- Thermally protected rapid start electronic ballasts use 4-pin lamps
- .99 power factor with THD<10%.
- End of lamp life protection.

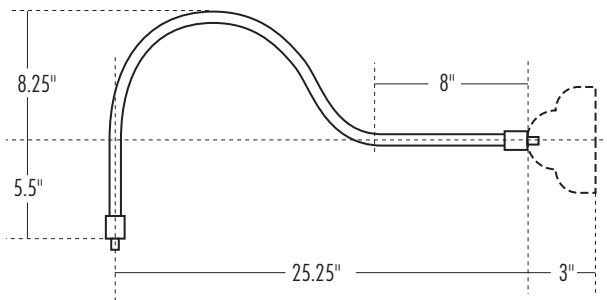
## FC ON WALL

MTG. HT.	FOOTCANDLES		
	n	Units 2' apart	n
2'	36	39	36
4'	25	26	25
6'	13	14	13
8'	10	10	10
10'	9	9	9

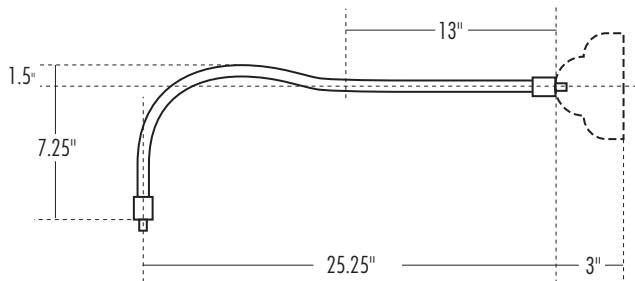
Units 2 feet from wall and 2 feet apart  
Based on 1-32 watt lamp

## WALL MOUNT DIMENSIONS

WM1

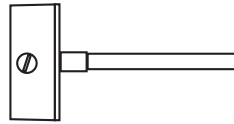


WM2



## PIPE MOUNT OPTIONS

**PWB**—Surface mount 4.6" cast square J-box replaces standard canopy and allows 1/2" conduit from two sides (not available with dimming ballasts).



**CM1**—Pipe mount. Length must be specified.

