




## TRIM OPTIONS



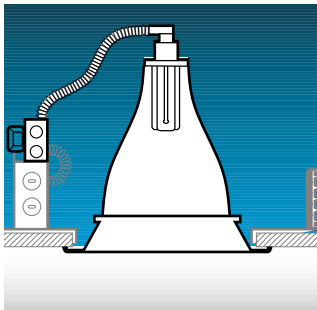
**OVER SIZE TRIM RING**  
Standard over size trim flange is 5/8", trim width can be specified to cover larger openings. Order OT



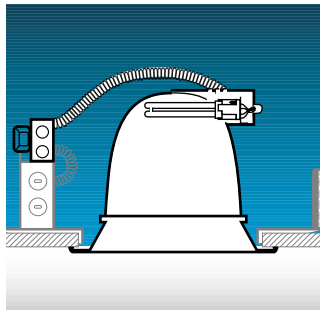
**SEMI RECESSED COLLAR**  
For 6" aperture only, order SR standard depth is 2", collar depth can be specified.




**BAFFLE**  
Order option B for multi groove black baffle, available in all aperture sizes.



**S10 SPLAY**  
Splay trims S10 can be used as an aperture reducer or to match existing splay fixtures. For 7.5" & 8" aperture reflectors. For ceiling cut outs of 9 3/4". O.D. is 11 1/8".



**S13 SPLAY**  
Splay trims S13 can be used as an aperture reducer or to match existing splay fixtures. For 9" aperture reflectors. For ceiling cut outs of 12 7/8". O.D. is 14 1/8".

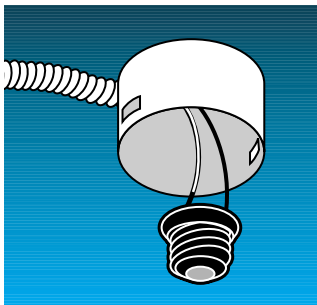


**ACRYLIC SECURITY LENS**  
Acrylic lenses AL are attached with 2 screws and are available for all aperture sizes.

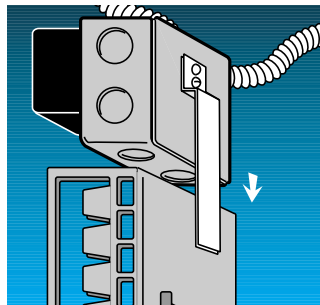
**DELRAY  
LIGHTING  
INCORPORATED**

**O  
P  
T  
I  
O  
N  
S**

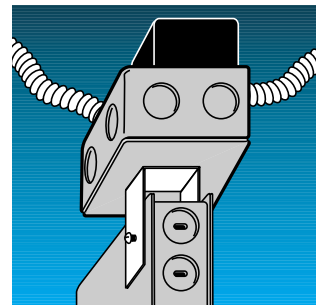
## MOUNTING OPTIONS



**QUICK CONNECT**  
Quick Connect screw-in connector QC for fixtures with aluminum, spring mounted socket caps.



**HANGER BRACKET MOUNT**  
Junction box mounting bracket JM for plaster frames with bar hanger brackets like the one pictured.



**J-BOX MOUNT**  
Junction box mounting U-bracket UM for mounting over existing two inch wide or smaller J-box.

11916

VALERIO ST.

NORTH

HOLLYWOOD,

CALIFORNIA

91605

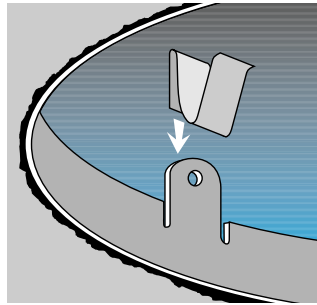
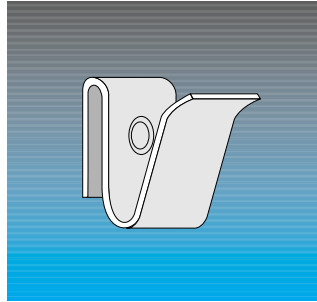
PHONE

818 982 3701

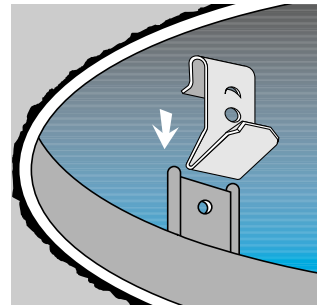

FAX

818 982 3715

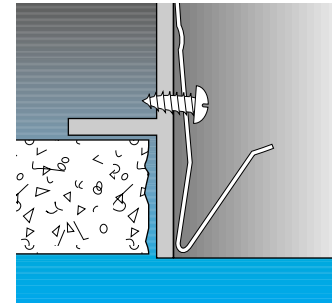
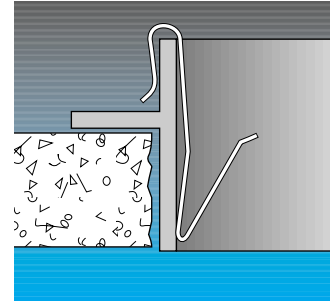
**RETRO-FIT MOUNTING CLIPS**



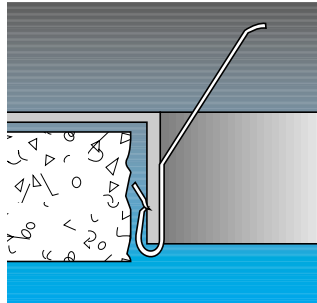
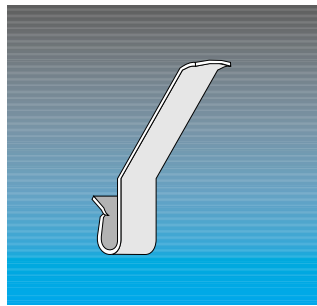
**MC1**  
3 mounting clips for high hat style housings, like H7, R10 and MX7. Clip slips over mounting hole and snaps on when in place.



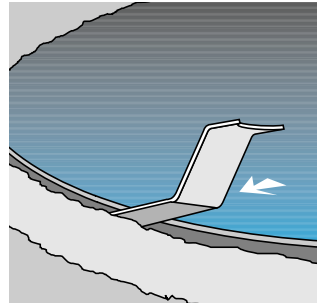

**MC2**  
3 mounting clips for die cast aluminum mounting frames. Clip fits directly on mounting post. The MC2 clip also mounts on frames with a high collar and can be



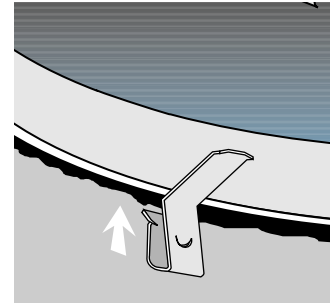

mounted with a screw as seen in above illustration.



**MC4**  
3 bottom feed mounting clips for fixtures like Edison Price. For a secure fit clip slides up under mounting frame collar.



**MC5**  
3 slide in mounting clips for plaster frames with no collar. Clips slide between fixture and ceiling material.



**MC6**  
3 clips for plaster frames with thick die cast aluminum collars. Clips slide up under frame.

11916

VALERIO ST.

NORTH

HOLLYWOOD,

CALIFORNIA

91605

PHONE

818 982 3701

FAX

818 982 3715