

ROCKET I LED FROSTED LENS LOWBAY



TYPE:

PROJECT:

ORDER NUMBER:

Model#	Milliamps	LEDs	Voltage	Options
IL7710	1,050	W30	1-120V	EM —Emergency Battery Pack D9A —Lutron dimming driver* XP —extra pendant length**
	750	W35	2-277V	
	500	W40		

*See back page for details.

**Specify extra pendant length (in inches): _____

**DELRAY
LIGHTING
INCORPORATED**

IL7710

CONSTRUCTION

- Spun matte anodized .063 aluminum housing.
- Canopy mounts to standard J-boxes, suspends from aircraft cables with push button gliders.
- Standard mount is 6 ft. adjustable aircraft cable and power cord. Order **XP** for extra pendant length.
- Lens and component design provides maximum airflow for cool operation.

LENS

- Frosted $\frac{3}{16}$ " tempered, soda lime glass with 2" ventilation opening, silkscreen logo. Secured with a rubber gasket, the lens is held in place by three positive-locking clamps.

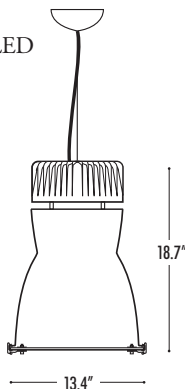
LED DRIVERS

- Constant current, 0–10V, dimming to 10%, universal voltage driver.
- cU.L. listed for dry locations only.
- **EM**—emergency battery pack, which ignites LED array to 650 lumens for 90 minutes. Voltage must be specified.

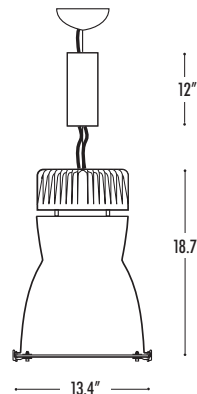
LEDs

- Nichia Corp. chips, available in three white color temperatures: **W30** (3000° K), **W35** (3500° K), and **W40** (4000° K).

IL7710
30, 40, 50W LED



IL7710/EM
Emergency Battery Pack



Specify LED color:

W30—White (3000° K)

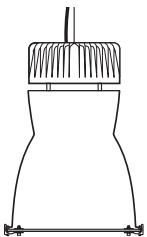
W35—White (3500° K)

W40—White (4000° K)

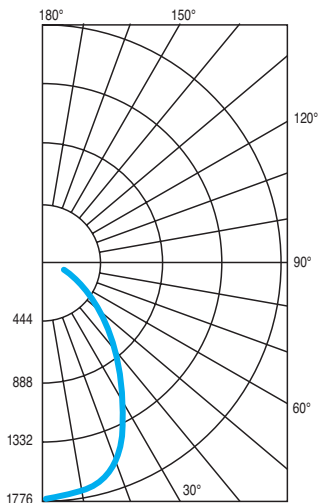
**BURBANK,
CALIFORNIA,
91505
WWW.
DELRAY
LIGHTING.
COM**

LENSED LOWBAY

IL7710.W35



CP DISTRIBUTION



COEFFICIENTS

% CEILING 80 (20% FLOOR)			
% WALL	70	50	30
0	119	119	119
1	110	106	102
2	101	94	88
3	94	84	77
4	86	76	68
5	80	68	60
6	75	62	54
7	70	57	49
8	65	52	45
9	61	49	41
10	57	45	38

NOTES

IL7710.W35
 50W 3500° K LEDs
 Delivered lumens: 5,600
 Spacing criteria: 1.06

IL7710 - LED

These LED luminaires that provide conventional footcandle levels at less than or equal to 1.4W/FT².

Featuring Nichia Corp. chips, available in three white color temperatures: **W30** (3000° K), **W35** (3500° K), and **W40** (4000° K); matching the traditional CCT of existing incandescent, fluorescent, and metal halide lamps.

cUL rated for dry locations only.

CURRENT / LUMENS / WATTS

	HO	MO	LO
Current (mA):	1,050	750	500
Input Power (W):	50.00	37.5	25
Delivered Lumens:	5,600	3,920	2,800

CAUTION

Aircraft cable suspension is not recommended for outdoor use, where fixture will be exposed to water, or subject to wind oscillation. Avoid use near HVAC vents and in environments with corrosive chemical vapors, such as swimming pools.

DIMMING

STANDARD

- Constant current, 0–10V universal voltage, 1%.

LUTRON DRIVER OPTIONS:

D9–Lutron Hi-Lume L3DA Series 3-wire

- Dims to 1%

D11–Lutron EcoSystem LDE14 Series

- Dims to 1%
- Fade to off
- For 750 and 100 milliamp fixtures only.