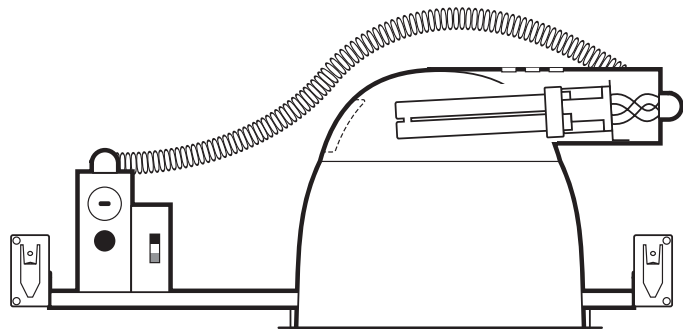


7.5" HORIZONTAL DOUBLE LAMP DOWNLIGHT



SPECIFICATION INFORMATION

HOUSING ASSEMBLY

- Pre-coated galvanized steel mounting frame and J-box.
- Telescopic bar hangers supplied, provides for off-center mounting on joists or T-bar.
- .063 aluminum lampholder securely fastens to reflector, provides thermally efficient operation.
- Self flange type trim for clean, contemporary appearance.
- Ground wire included (prewired).

REFLECTOR

- Thirty degree (30°) cutoff.
- Anodized, haze, durable and anti-iridescent.
- Finishes: **A**—Clear Alzak® Haze, and **G**—Wheat Alzak® Haze.

BALLAST

- Standard in universal voltage 120V through 277V.
- Thermally protected rapid start electronic ballasts use 4-pin lamps
- .99 power factor with THD < 10%.
- End of lamp life protection.

ELECTRICAL

- Allows 4-in/4-out #12 AWG conductors rated at minimum 90° C.
- J-box and ballast are both accessible through fixture.
- U.L. listed for use in damp locations.

ACCESSORIES

- **AL**—acrylic food service lens
- **K**—KIM, suspended open clear acrylic ring. Specify trim finish:
W—white
B—black
S—silver
- **N**—NAOMI, suspended clear acrylic lens w/frosted center. Specify trim finish:
W—white
B—black
S—silver
- **P**—trim flange painted white
- **CP**—Chicago plenum
- **OT7.5**—white oversize trim ring (adds 5/8" to flange)
- **FS**—inline fuse

DIMMING

- Voltage *must* be specified.
- Controls lumen output down to ±5%.
- Compatible dimmers required for all ballasts.
- **D5** Advance Mark VII for 18, 26, 32 or 42W lamp.
- **D8** Lutron Hi-Lume for 26 or 32W lamp. Controls lumen output down to ±1%.
- **D9** Lutron Eco System for 18, 26, 32 or 42W lamp.

EMERGENCY

- Voltage *must* be specified.
- **EM** emergency power provides 650 lumens for one lamp for 90 minutes
- **EM13** emergency power provides 1300 lumens for one lamp for 90 minutes

ORDERING INFORMATION

LAMP INFO

- 2-13** 13W quad tube
- 2-18** 18W quad tube
- 2-26** 26W quad tube
- 2-32** 32W triple tube
- 2-42** 42W triple tube

120V ELECTRONIC

- H7.5213.A30.1E** 13W twin
- H7.5218.A30.1E** 18W quad
- H7.5226.A30.1E** 26W quad
- H7.5232.A30.1E** 32W triple
- H7.5242.A30.1E** 42W triple

277V ELECTRONIC

- H7.5213.A30.2E** 13W twin
- H7.5218.A30.2E** 18W quad
- H7.5226.A30.2E** 26W quad
- H7.5232.A30.2E** 32W triple
- H7.5242.A30.2E** 42W triple

SUBMITTAL INFORMATION

TYPE:

PROJECT:

NOTES:

DESCRIPTION:

**DELRAY
LIGHTING
INCORPORATED**

H7.5200

BURBANK,
CALIFORNIA

91505

WWW.

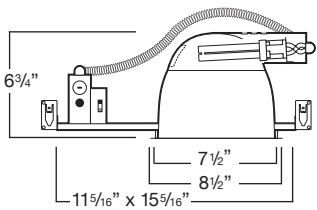
DELRAY

LIGHTING.

COM

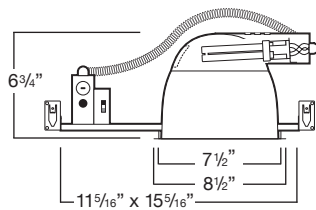
CLEAR ALZAK 30°

H7.5213.A30



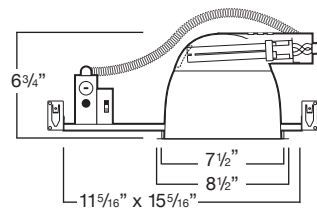
CLEAR ALZAK 30°

H7.5218.A30



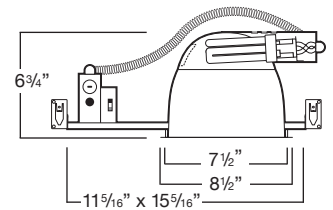
CLEAR ALZAK 30°

H7.5226.A30



CLEAR ALZAK 30°

H7.5232.A30



CONE OF LIGHT

MTG. HT.	FC/0°	DIA.
4'	33	6.3
6'	15	9.4
8'	8	12.5
10'	5	15.6
12'	4	18.8

50% FC at edge

MTG. HT.	FC/0°	DIA.
4'	52	5.6
6'	23	8.4
8'	13	11.2
10'	8	14.0
12'	6	16.8

50% FC at edge

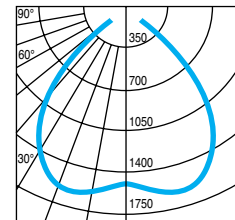
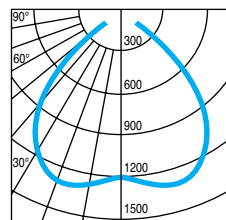
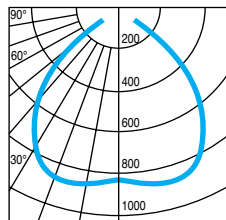
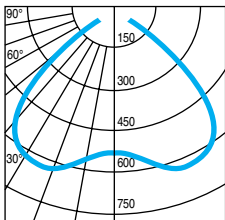
MTG. HT.	FC/0°	DIA.
4'	75	5.6
6'	33	8.4
8'	19	11.2
10'	12	14.0
12'	8	16.8

50% FC at edge

MTG. HT.	FC/0°	DIA.
4'	93	5.6
6'	41	8.4
8'	23	11.2
10'	15	14.0
12'	10	16.8

50% FC at edge

CP DISTRIBUTION



COEFFICIENTS OF UTILIZATION

	% CEILING 80 (20% FLOOR)		
	% WALL 70	50	30
0	60	60	60
1	58	56	55
2	55	53	52
3	53	51	49
4	51	48	46
5	49	46	44
6	47	44	41
7	45	42	39
8	43	39	37
9	41	37	35
10	38	34	31

	% CEILING 80 (20% FLOOR)		
	% WALL 70	50	30
0	78	78	78
1	74	72	70
2	70	67	65
3	67	63	59
4	63	58	54
5	60	54	50
6	56	50	46
7	53	46	42
8	49	43	38
9	46	39	35
10	42	34	30

	% CEILING 80 (20% FLOOR)		
	% WALL 70	50	30
0	79	79	79
1	75	73	71
2	71	68	65
3	68	64	60
4	64	59	55
5	60	55	51
6	57	51	47
7	53	47	43
8	50	43	39
9	47	40	35
10	42	35	30

	% CEILING 80 (20% FLOOR)		
	% WALL 70	50	30
0	79	79	79
1	75	73	72
2	72	68	66
3	68	64	61
4	64	59	55
5	61	55	51
6	57	51	47
7	54	47	43
8	50	43	39
9	47	40	36
10	42	35	30

NOTES

H7.5213.A30

2-13W quad tube
G24q-1 electronic socket
Total lumens: 1800
Spacing criteria: 1.4
Wheat Alzak x .9
Efficiency: 68.8%

H7.5218.A30

2-18W quad tube
G24q-2 electronic socket
Total lumens: 2500
Spacing criteria: 1.3
Wheat Alzak x .9
Efficiency: 64.7%

H7.5226.A30

2-26W quad tube
G24q-3 electronic socket
Total lumens: 3600
Spacing criteria: 1.3
Wheat Alzak x .9
Efficiency: 64.0%

H7.5232.A30

2-32W triple tube
G24q-3 electronic socket
Total lumens: 3600
Spacing criteria: 1.3
Wheat Alzak x .9
32W to 42W x 1.35
Efficiency: 64.4%