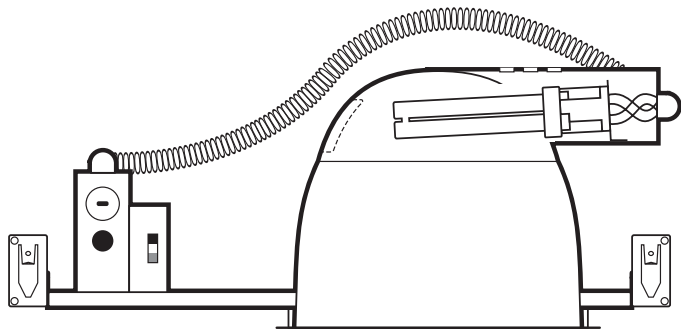


7.5" HORIZONTAL SINGLE LAMP DOWNLIGHT



SPECIFICATION INFORMATION

HOUSING ASSEMBLY

- Pre-coated galvanized steel mounting frame and J-box.
- Telescopic bar hangers supplied, provides for off-center mounting on joists or T-bar.
- .063 aluminum lampholder securely fastens to reflector, provides thermally efficient operation.
- Self flange type trim for clean, contemporary appearance.
- Ground wire included (prewired).

REFLECTOR

- Thirty degree (30°) cutoff.
- Anodized, haze, durable and anti-iridescent.
- Finishes: **A**—Clear Alzak® Haze, and **G**—Wheat Alzak® Haze.

BALLAST

- Standard in universal voltage 120V through 277V.
- Thermally protected rapid start electronic ballasts use 4-pin lamps
- .99 power factor with THD < 10%.
- End of lamp life protection.

ELECTRICAL

- Allows 4-in/4-out #12 AWG conductors rated at minimum 90° C.
- J-box and ballast are both accessible through fixture.
- U.L. listed for use in damp locations.

ACCESSORIES

- **AL**—acrylic food service lens
- **K**—KIM, suspended open clear acrylic ring. Specify trim finish:
 - W**—white
 - B**—black
 - S**—silver
- **N**—NAOMI, suspended clear acrylic lens w/frosted center. Specify trim finish:
 - W**—white
 - B**—black
 - S**—silver
- **P**—trim flange painted white
- **CP**—Chicago plenum
- **OT7.5**—white oversize trim ring (adds 5/8" to flange)
- **FS**—inline fuse

DIMMING

- Voltage *must* be specified.
- Controls lumen output down to ±5%.
- Compatible dimmers required for all ballasts.
- **D5** Advance Mark VII for 18, 26, 32 or 42W lamp.
- **D8** Lutron Hi-Lume for 26 or 32W lamp. Controls lumen output down to ±1%.
- **D9** Lutron Eco System for 18, 26, 32 or 42W lamp.

EMERGENCY

- Voltage *must* be specified.
- **EM** emergency power provides 650 lumens for one lamp for 90 minutes
- **EM13** emergency power provides 1300 lumens for one lamp for 90 minutes

ORDERING INFORMATION

LAMP INFO

- 1-13** 13W quad tube
- 1-18** 18W quad tube
- 1-26** 26W quad tube
- 1-32** 32W triple tube
- 1-42** 42W triple tube

120V ELECTRONIC

- H7.5113.A30.1E** 13W quad
- H7.5118.A30.1E** 18W quad
- H7.5126.A30.1E** 26W quad
- H7.5132.A30.1E** 32W triple
- H7.5142.A30.1E** 42W triple

277V ELECTRONIC

- H7.5113.A30.2E** 13W quad
- H7.5118.A30.2E** 18W quad
- H7.5126.A30.2E** 26W quad
- H7.5132.A30.1E** 32W triple
- H7.5142.A30.1E** 42W triple

SUBMITTAL INFORMATION

TYPE:

PROJECT:

NOTES:

DESCRIPTION:

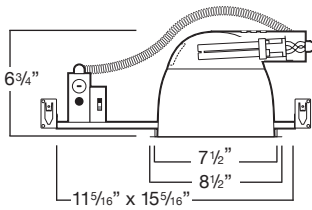
**DELRAY
LIGHTING
INCORPORATED**

H7.5100

BURBANK,
CALIFORNIA
91505
WWW.
DELRAY
LIGHTING.
COM

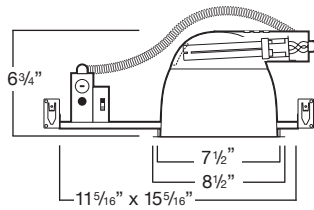
CLEAR ALZAK 30°

H7.5118.A30



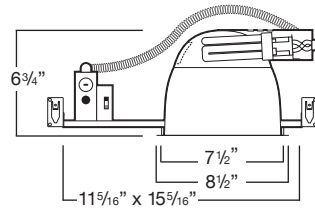
CLEAR ALZAK 30°

H7.5126.A30



CLEAR ALZAK 30°

H7.5132.A30



CONE OF LIGHT

MTG. HT.	FC/0°	DIA.
4'	25	4.6
6'	11	6.9
8'	6	9.2
10'	4	11.5
12'	3	13.9

50% FC at edge

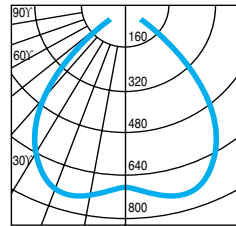
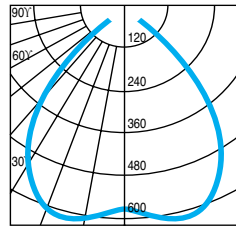
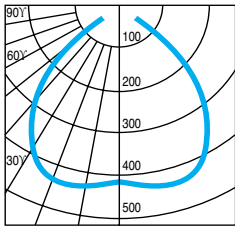
MTG. HT.	FC/0°	DIA.
4'	36	4.6
6'	16	6.9
8'	9	9.2
10'	6	11.5
12'	4	13.9

50% FC at edge

MTG. HT.	FC/0°	DIA.
4'	45	4.6
6'	20	6.9
8'	11	9.2
10'	7	11.5
12'	5	13.9

50% FC at edge

CP DISTRIBUTION



COEFFICIENTS OF UTILIZATION

% CEILING 80 (20% FLOOR)

% WALL 70	50	30
0	58	58
1	55	54
2	53	49
3	50	45
4	48	42
5	45	39
6	43	36
7	41	33
8	38	31
9	36	28
10	33	25

% CEILING 80 (20% FLOOR)

% WALL 70	50	30
0	57	57
1	55	52
2	52	48
3	50	45
4	47	41
5	45	38
6	43	36
7	40	33
8	38	31
9	36	28
10	33	25

% CEILING 80 (20% FLOOR)

% WALL 70	50	30
0	59	59
1	56	54
2	54	49
3	51	46
4	49	42
5	46	39
6	44	37
7	41	34
8	39	31
9	37	29
10	34	25

NOTES

H7.5118.A30

1-18W quad tube
G24q-2 electronic socket
Total lumens: 1250
Spacing criteria: 1.3
Wheat Alzak x .9
Efficiency: 49.0%

H7.5126.A30

1-26W quad tube
G24q-3 electronic socket
Total lumens: 1800
Spacing criteria: 1.3
Wheat Alzak x .9
Efficiency: 49.0%

H7.5132.A30

1-32W triple tube
G24q-3 electronic socket
Total lumens: 2200
Spacing criteria: 1.3
Wheat Alzak x .9
32W to 42W x 1.35
Efficiency: 49.4%