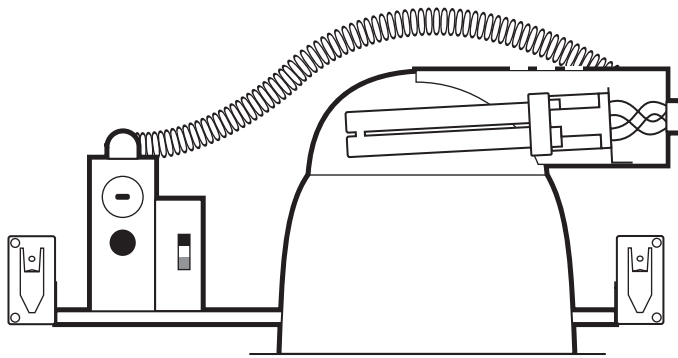


6" HORIZONTAL DOUBLE LAMP DOWNLIGHT



SPECIFICATION INFORMATION

HOUSING ASSEMBLY

- Pre-coated galvanized steel mounting frame and J-box.
- Telescopic bar hangers supplied, provides for off-center mounting on joists or T-bar.
- .063 aluminum lampholder securely fastens to reflector, provides thermally efficient operation.
- Self flange type trim for clean, contemporary appearance.
- Ground wire included (prewired).

REFLECTOR

- Thirty degree (30°) cutoff.
- Anodized, haze, durable and anti-iridescent.
- Finishes: **A**—Clear Alzak® Haze, and **G**—Wheat Alzak® Haze.

BALLAST

- Standard in universal voltage 120V through 277V.
- Thermally protected rapid start electronic ballasts use 4-pin lamps
- .99 power factor with THD < 10%.
- End of lamp life protection.

ELECTRICAL

- Allows 4-in/4-out #12 AWG conductors rated at minimum 90° C.
- J-box and ballast are both accessible through fixture.
- U.L. listed for use in damp locations.

ACCESSORIES

- **AL**—acrylic food service lens
- **K**—KIM, suspended open clear acrylic ring. Specify trim finish:
 - W**—white
 - B**—black
 - S**—silver
- **N**—NAOMI, suspended clear acrylic lens w/frosted center. Specify trim finish:
 - W**—white
 - B**—black
 - S**—silver
- **P**—trim flange painted white
- **CP**—Chicago plenum
- **OT6**—white oversize trim ring (adds 5/8" to flange)
- **FS**—inline fuse

DIMMING

- Voltage *must* be specified.
- Controls lumen output down to ±5%.
- Compatible dimmers required for all ballasts.
- **D5** Advance Mark VII for 18 or 26W lamp.
- **D8** Lutron Hi-Lume for 26W lamp. Controls lumen output down to ±1%.
- **D9** Lutron Eco System for 18, 26W lamp.

EMERGENCY

- Voltage *must* be specified.
- **EM** emergency power provides 650 lumens for one lamp for 90 minutes
- **EM13** emergency power provides 1300 lumens for one lamp for 90 minutes

ORDERING INFORMATION

LAMP INFO	120V ELECTRONIC	277V ELECTRONIC
2-13 13W quad tube	H6213.A30.1E	H6213.A30.2E
2-18 18W quad tube	H6218.A30.1E	H6218.A30.2E
2-26 26W quad tube	H6226.A30.1E	H6226.A30.2E

SUBMITTAL INFORMATION

TYPE:

PROJECT:

NOTES:

DESCRIPTION:

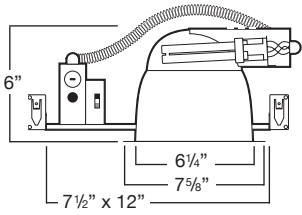
DELRAY
LIGHTING
INCORPORATED

H 6 2 0 0

BURBANK,
CALIFORNIA
91505
WWW.
DELRAY
LIGHTING.
COM

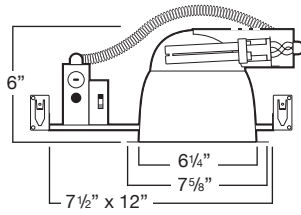
CLEAR ALZAK 30°

H6213.A30



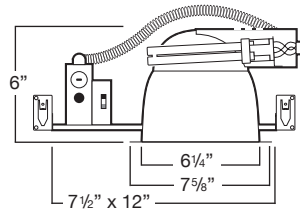
CLEAR ALZAK 30°

H6218.A30



CLEAR ALZAK 30°

H6226.A30



CONE OF LIGHT

MTG. HT.	FC/0°	DIA.
4'	31	5.8
6'	14	8.7
8'	8	11.6
10'	5	14.5
12'	3	17.4

50% FC at edge

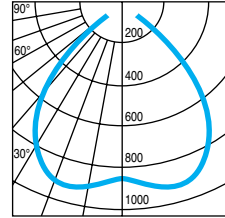
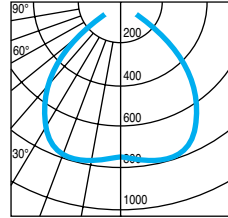
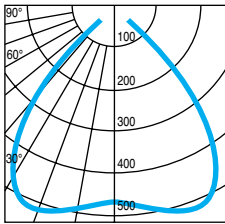
MTG. HT.	FC/0°	DIA.
4'	44	5.8
6'	19	8.7
8'	11	11.6
10'	7	14.5
12'	5	17.4

50% FC at edge

MTG. HT.	FC/0°	DIA.
4'	54	5.8
6'	24	8.7
8'	14	11.6
10'	9	14.5
12'	6	17.4

50% FC at edge

CP DISTRIBUTION



COEFFICIENTS OF UTILIZATION

% CEILING 80 (20% FLOOR)

% WALL	70	50	30
0	66	66	66
1	62	61	59
2	59	57	55
3	57	53	50
4	53	49	46
5	50	46	43
6	48	43	39
7	45	39	36
8	42	36	33
9	39	33	30
10	35	29	25

% CEILING 80 (20% FLOOR)

% WALL	70	50	30
0	64	64	64
1	61	59	58
2	58	55	53
3	55	52	49
4	52	48	45
5	49	45	41
6	46	41	38
7	44	38	35
8	41	35	32
9	38	32	29
10	34	28	25

% CEILING 80 (20% FLOOR)

% WALL	70	50	30
0	56	56	56
1	53	52	50
2	50	48	46
3	48	45	43
4	45	42	39
5	43	39	36
6	40	36	33
7	38	33	30
8	35	31	28
9	33	28	25
10	30	24	21

NOTES

H6213.A30

2-13W quad tube
G24q-1 electronic socket
Total lumens: 1800
Spacing criteria: 1.4
Efficiency: 53.7%

H6218.A30

2-18W quad tube
G24q-2 electronic socket
Total lumens: 2500
Spacing criteria: 1.3
Efficiency: 48.0%

H6226.A30

2-26W quad tube
G24q-3 electronic socket
Total lumens: 3600
Spacing criteria: 1.3
Efficiency: 47.8%