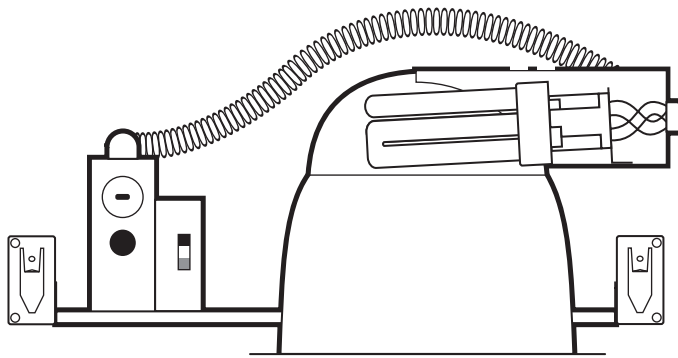


6" HORIZONTAL SINGLE LAMP DOWNLIGHT



SPECIFICATION INFORMATION

HOUSING ASSEMBLY

- Pre-coated galvanized steel mounting frame and J-box.
- Telescopic bar hangers supplied, provides for off-center mounting on joists or T-bar.
- .063 aluminum lampholder securely fastens to reflector, provides thermally efficient operation.
- Self flange type trim for clean, contemporary appearance.
- Ground wire included (prewired).

TWIST LOCK SOCKET

- Push lamp in and twist clockwise to lock into place.
- Lamp will not fall out.

REFLECTOR

- Thirty degree (30°) cutoff.
- Anodized, haze, durable and anti-iridescent.
- Finishes: **A**—Clear Alzak® Haze, and **G**—Wheat Alzak® Haze.

BALLAST

- Standard in universal voltage 120V through 277V.
- Thermally protected rapid

- start electronic ballasts use 4-pin lamps
- .99 power factor with THD < 10%.
- End of lamp life protection.

ELECTRICAL

- Allows 4-in/4-out #12 AWG conductors rated at minimum 90° C.
- J-box and ballast are both accessible through fixture.
- cUL listed for use in damp locations.

ACCESSORIES

- **AL**—acrylic food service lens
- **K**—KIM, suspended open clear acrylic ring. Specify trim finish: **W**—white, **B**—black or **S**—silver
- **N**—NAOMI, suspended clear acrylic lens w/frosted center. Specify trim finish: **W**—white, **B**—black or **S**—silver
- **P**—trim flange painted white
- **CP**—Chicago plenum
- **OT6**—white oversize trim ring (adds 5/8" to flange)
- **FS**—inline fuse

DIMMING

- Voltage *must* be specified.
- Controls lumen output down to ±5%.
- Compatible dimmers required for all ballasts.
- **D5** Advance Mark VII for 18, 26 or 32W lamp.
- **D8** Lutron Hi-Lume for 26 or 32W lamp. Controls lumen output down to ±1%.
- **D9** Lutron Eco System for 18, 26 or 32W lamp.

EMERGENCY

- Voltage *must* be specified.
- **EM** emergency power provides 650 lumens for one lamp for 90 minutes
- **EM13** emergency power provides 1300 lumens for one lamp for 90 minutes

ORDERING INFORMATION

LAMP INFO

- 1-13** 13W quad tube
- 1-18** 18W triple tube
- 1-26** 26W triple tube
- 1-32** 32W triple tube

120V ELECTRONIC

- H6113.A30.1E** 13W quad
- H6118.A30.1E** 18W triple
- H6126.A30.1E** 26W triple
- H6132.A30.1E** 32W triple

277V ELECTRONIC

- H6113.A30.2E** 13W quad
- H6118.A30.2E** 18W triple
- H6126.A30.2E** 26W triple
- H6132.A30.2E** 32W triple

SUBMITTAL INFORMATION

TYPE:

PROJECT:

NOTES:

DESCRIPTION:

**DELRAY
LIGHTING
INCORPORATED**

H6100

BURBANK,
CALIFORNIA

91505

WWW.

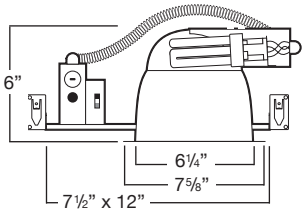
DELRAY

LIGHTING.

COM

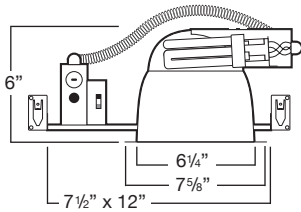
CLEAR ALZAK 30°

H6118.A30



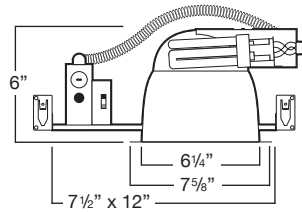
CLEAR ALZAK 30°

H6126.A30



CLEAR ALZAK 30°

H6132.A30



CONE OF LIGHT

MTG. HT.	FC/0°	DIA.
4'	20	6.3
6'	9	9.4
8'	5	12.5
10'	3	15.6
12'	2	18.8

50% FC at edge

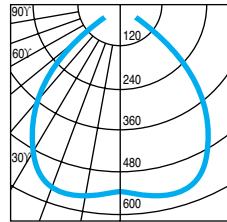
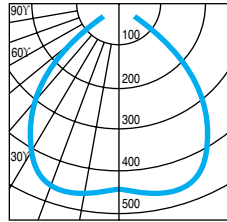
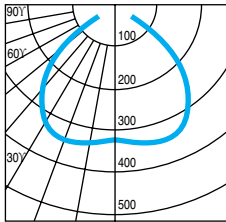
MTG. HT.	FC/0°	DIA.
4'	28	6.3
6'	13	9.4
8'	7	12.5
10'	5	15.6
12'	3	18.8

50% FC at edge

MTG. HT.	FC/0°	DIA.
4'	35	6.3
6'	15	9.4
8'	9	12.5
10'	6	15.6
12'	4	18.8

50% FC at edge

CP DISTRIBUTION



COEFFICIENTS OF UTILIZATION

	% CEILING 80 (20% FLOOR)		
	% WALL 70	50	30
0	75	75	75
1	71	69	67
2	67	64	61
3	63	59	55
4	59	54	50
5	55	49	45
6	52	45	41
7	48	41	36
8	44	37	32
9	41	33	29
10	37	29	24

	% CEILING 80 (20% FLOOR)		
	% WALL 70	50	30
0	75	75	75
1	71	69	67
2	67	63	61
3	63	59	55
4	59	53	49
5	55	49	45
6	51	45	40
7	48	41	36
8	44	37	32
9	41	33	29
10	36	29	24

	% CEILING 80 (20% FLOOR)		
	% WALL 70	50	30
0	69	69	69
1	65	63	62
2	62	58	56
3	58	54	51
4	54	49	46
5	51	45	41
6	47	41	37
7	44	37	33
8	41	34	30
9	37	31	26
10	34	26	22

NOTES

H6118.A30

1-18W triple tube
G24q-2 electronic socket
Total lumens: 1250
Spacing criteria: .9
Wheat Alzak CP x .90
Efficiency: 66.4%

H6126.A30

1-26W triple tube
G24q-3 electronic socket
Total lumens: 1800
Spacing criteria: .9
Wheat Alzak CP x .90
Efficiency: 66.4%

H6132.A30

1-32W triple tube
G24q-3 electronic socket
Total lumens: 2400
Spacing criteria: .9
Wheat Alzak CP x .90
Efficiency: 65.7%