


DOS IN/OUT CIRCULAR DIRECT/INDIRECT WHITE LED WITH OPAL ACRYLIC LENS

**DELRAY
LIGHTING
INCORPORATED**

DOSioCIRCLES



CONSTRUCTION

- Extruded aluminum outer housing with direct/indirect white frosted acrylic diffuser. 8 ft. gray or white 18 AWG adjustable power cord and AC cables with push button grippers supplied, standard. Specify **XP** for additional length (25 ft. max.).

WHITE LEDs

- Nichia Corp. NFSL757 tight bin chips on aluminum clad boards. 90 CRI.
- W30** (3000K), **W35** (3500K), and **W40** (4000K) white color temperatures.
- Drivers are programmable constant current, 0–10V, 1% dimming, standard.
- 3 ft. fixtures require one driver (specify **SS** for Separate Switching). 4 and 5 ft. fixtures require two drivers.

CUSTOM LUMEN OUTPUT REDUCTION

- Factory set custom reduced-lumen output driver configuration. Order **XL**. Specify lumens.

COLOR LEDs

- Red**, **Blue** or **SQ**–RGB flexible 5050 tapelights.
- Constant voltage drivers are 12V for single color, 24V for RGB sequencer.
- RGB sequencer requires **BDMXMOD** DMX 512 interface.
- Optional DMX wall box control offered separately (see Traxon, page 2.)

STANDARD CANOPY

- Drivers and DMX module installed in surface mount canopy. For remote driver installation, see page 2.
- cUL listed for dry locations only.
- Specify:
 - S**, **CS**–standard canopy (10" x 2.25") Mounts to all standard J-boxes.
 - SR**, **CR**, **NCR**–remote canopy (3" x 0.45") Mounts to 3" mudring.
- cUL listed for dry locations only.

TYPE:

PROJECT:

ORDER NUMBER:

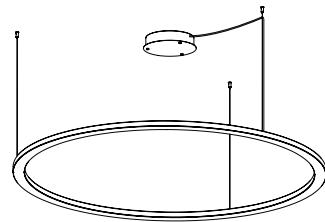
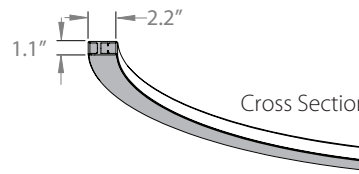
Model#	Finish	LEDs	Mount	Option	Option
UDCio3 –3 ft.	S –Silver	W30	S –Separate	D –Standard	SS
UDCio4 –4 ft.	W –White	W35	SR –Sep. Remote	BDIM-W11	
UDCio5 –5 ft.	K –Black	W40	CS –Cen. Standard		
		Red	CR –Cen. Remote		
		Blue	NCR –Nexus CR		
		SQ –RGB	SREM –Separate EM		
			CREM –Central EM		

Example:

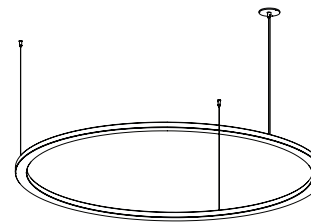
UDC5 | S | W40 | SR | BDIM-W11 | SS

- BTRAXW**–Traxon Light Drive (enter quantity): _____
- XP**–Extra power cord (in inches; max. 25 ft.): _____
- XL**–custom lumen reduction (specify lumens): _____

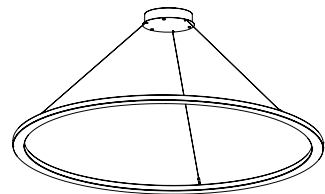
- UDCio3** – 3 ft.
- UDCio4** – 4 ft.
- UDCio5** – 5 ft.



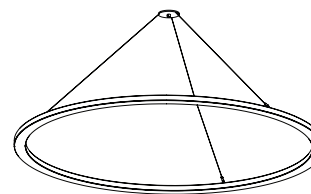
S – Separate



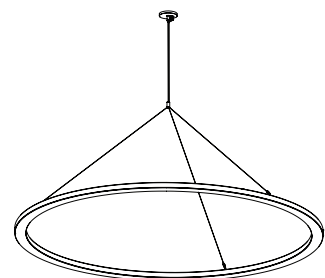
SR – Separate Remote



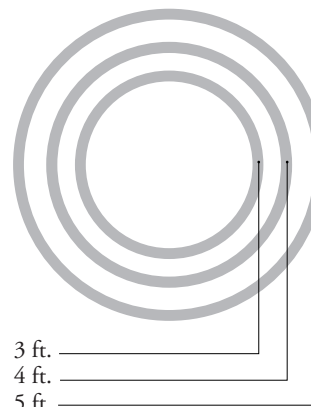
CS – Central Standard



CR – Central Remote



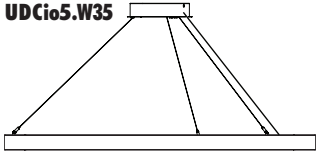
NCR – Nexus Central Remote



BURBANK,
CALIFORNIA,
91505
WWW.
DELRAY
LIGHTING.
COM

5 FT. LED

UDCio5.W35



CP DISTRIBUTION

Pending

COEFFICIENTS

Pending

NOTES

UDCio5.W35

142W LEDs, 3500°K
Total lumens: 13,780

CRI: 90
R9 ≥ 72

DOS IN/OUT CIRCULAR REMOTE DRIVERS

Driver must be accessible after installation. For suspended and hard lid ceilings with access panels. Canopy mounts to mud ring attached to J-box.

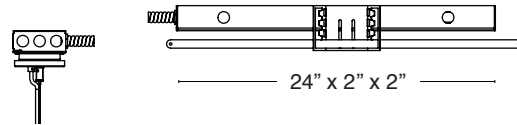
NOTE: Multiple drivers must be mounted no less than 4 inches apart side-by-side, and 1 inch apart end-to-end, to avoid overheating.

Standard pendant length: 8 ft. Specify **XP** for extra pendant.
Maximum canopy to fixture distance: 25 ft. Maximum canopy to driver distance: 100 ft. (with 10 AWG wire).

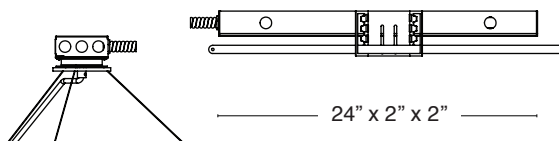


Remote Driver Canopy
3.8 x 0.45 in.

SR – Separate mount driver installation.

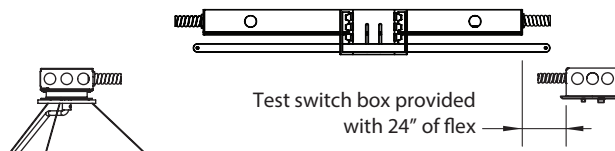


CR – Central mount remote driver installation.



SREM or **CR**EM – Separate or Central Emergency. *T-bar install shown, below.*

Emergency battery pack provides 7W for 90 minutes. (12W also available.)
Remote install only. Red driver light and test switch mounted in handy box installed at ceiling.



WATTS / LUMENS

Diameter	Watts	Total Lumens	Delivered Lumens
3'	70	15,036	8,270
4'	94	19,545	10,750
5'	117	25,054	13,780

AIRCRAFT CABLE

Note: Aircraft cable suspension not recommended for outdoor use, where fixture will be exposed to water, or subject to wind oscillation. Avoid use near HVAC vents and in environments with corrosive chemical vapors, such as swimming pools.

ACRYLIC DIFFUSER CLEANING

Warning: Do not clean with ammonia based cleaners (e.g. Windex®). Use only water or cleaners specifically formulated for cleaning plastics.

OPTIONS

DRIVER

D – standard supplied driver.
Programmable, 0–10V, 120/277V, 50/60 Hz, 1% dimming.

OPTIONAL DRIVER

BDIM-W11

- Lutron EcoSystem LDE14 Series
- Dims to 1%
- Fade to off.

TRAXON LIGHT DRIVE

(order separately)

BTRAXW – white faceplate

- Standalone, wall-mounted (12V power supply included) DMX controller for RGB LED that provides direct access to fixtures.
- Tune color and brightness with the Light-Drive wheel.
- Fully dimmable white mode button.
- See www.traxon-usa.com for details.

SEPARATE SWITCHING

Control uplight separately from downlight. Order **SS**.

RED BRAIDED CORD

Red braided power cord.
Order **RBRD**.

