


DOS CIRCULAR DIRECT/INDIRECT WHITE LED WITH OPAL ACRYLIC LENS



TYPE:

PROJECT:

ORDER NUMBER:

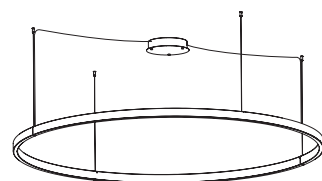
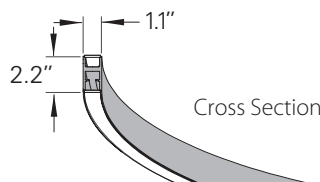
Model#	Finish	LEDs	Mount	Option	Option
UDC8 – 8 ft.	S – Silver	W30	S – Separate	BDIM-W11	SS
	W – White	W35	SR – Sep. Remote		
	K – Black	W40	CS – Cen. Standard		
		Red	CR – Cen. Remote		
		Blue	NCR – Nexus CR		
		SQ – RGB	SREM – Separate EM		
			CREM – Central EM		

Example:

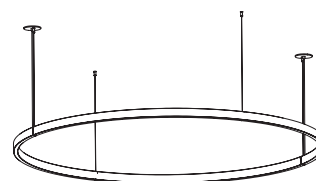
UDC8 | S | W40 | SR | BDIM-W11 | SS

- BTRAXW** – Traxon Light Drive (enter quantity): _____
- XP** – Extra power cord (in inches; max. 25 ft.): _____
- XL** – custom lumen reduction (specify lumens): _____

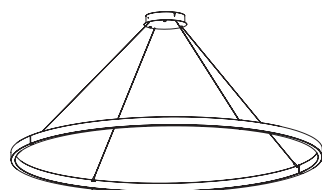
UDC8 – 8 ft.



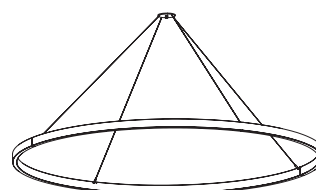
S – Separate



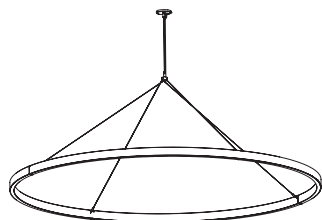
SR – Separate Remote



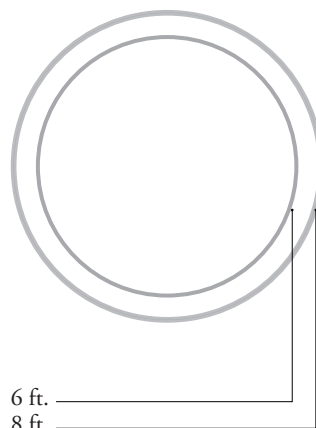
CS – Central Standard



CR – Central Remote



NCR – Nexus Central Remote



CONSTRUCTION

- Extruded aluminum outer housing with direct/indirect white frosted acrylic diffuser. Shipped in two sections, with joiners for assembly in the field. Each section includes one 8 ft. gray or white 18 AWG adjustable power cord, plus two AC cables with push button grippers. Specify **XP** for additional length (25 ft. max.).

WHITE LEDs

- Nichia Corp. NFSL757 tight bin chips on aluminum clad boards. 90 CRI.
- W30** (3000K), **W35** (3500K), and **W40** (4000K) white color temperatures.
- Drivers are programmable constant current, 0–10V, 1% dimming, standard. 6 ft. requires two drivers. The 8 ft. requires four drivers (and is only available with remote mount options).
- Separate switching, order **SS**.

CUSTOM LUMEN OUTPUT REDUCTION

- Factory set custom reduced-lumen output driver configuration. Order **XL**. Specify lumens.

COLOR LEDs

- Red** and **Blue** are tape light, with two 12V constant voltage drivers. **SQ**–RGB are Nichia custom boards, with two 100W, 24V constant voltage drivers and DMX interface.
- Optional DMX wall box control offered separately (see Traxon, page 2.)

STANDARD CANOPY

- Mounts to all standard JBoxes.
- Drivers and DMX module inside surface mount canopy. For remote driver installation, see page 2.
- Specify:
 - S, CS**–Standard (10" x 2.25")
 - SR, CR, NCR**–Remote (3" x 0.45")
- cUL listed for dry locations only.

DELRAY LIGHTING INCORPORATED

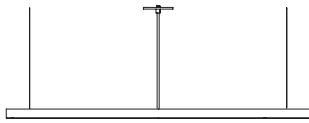
DOS LED 8' CIRCLES

BURBANK,
CALIFORNIA,
91505
WWW.
DELRAY
LIGHTING.
COM

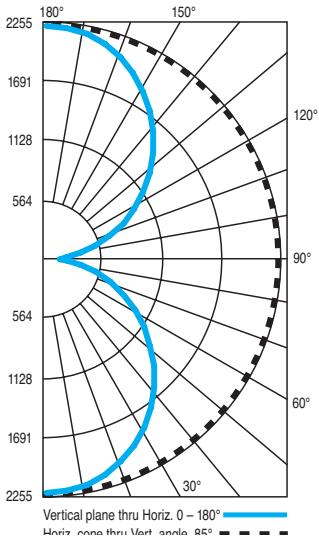
OCT 2018

8 FT. LED

UDC8.W35



CP DISTRIBUTION



COEFFICIENTS

% CEILING 80	(20% FLOOR)	
	% WALL 70	50 30
0	119	119 119
1	108	103 98
2	98	89 82
3	89	78 70
4	82	69 60
5	75	62 53
6	69	56 47
7	64	50 42
8	60	46 37
9	56	42 34
10	52	39 31

NOTES

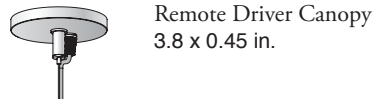
UDC8.W35
 140W LEDs, 3500°K
 Delivered lumens: 17,352
 CRI: 90
 R9 ≥ 72

DOS 8 FT. CIRCULAR REMOTE DRIVERS

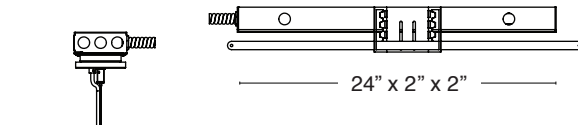
Driver must be accessible after installation. For suspended and hard lid ceilings with access panels. Canopy mounts to mud ring attached to J-box.

NOTE: Multiple drivers must be mounted no less than 4 inches apart side-by-side, and 1 inch apart end-to-end, to avoid overheating.

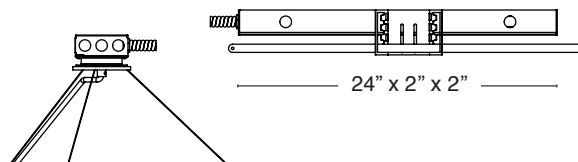
Standard pendant length: 8 ft. Specify **XP** for extra pendant.
 Maximum canopy to fixture distance: 25 ft. Maximum canopy to driver distance: 100 ft. (with 10 AWG wire).



SR – Separate mount driver installation.

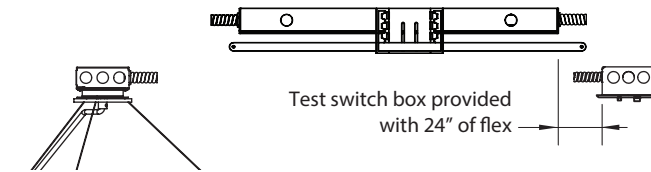


CR – Central mount remote driver installation.



SR or **CREM** – Separate or Central Emergency. *T-bar install shown, below.*

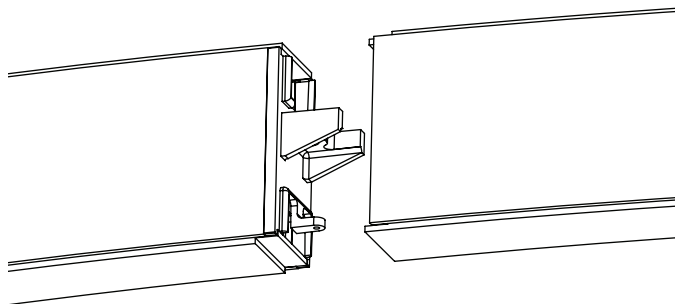
Emergency battery pack provides 7W for 90 minutes. (12W also available.)
 Remote install only. Red driver light and test switch mounted in handy box installed at ceiling.



WATTS / LUMENS

Diameter	Watts	Delivered Lumens	Weight
8'	188	17,352	50 lb

JOINER



OPTIONS

DRIVER

D—standard supplied driver.
 Programmable, 0–10V, 120/277V,
 50/60 Hz, 1% dimming.

OPTIONAL DRIVER

BDIM-W11

- Lutron EcoSystem LDE14 Series
- Dims to 1%
- Fade to off.

TRAXON LIGHT DRIVE

(order separately)

BTRAXW—white faceplate

- Standalone, wall-mounted (12V power supply included) DMX controller for RGB LED that provides direct access to fixtures.
- Tune color and brightness with the Light-Drive wheel.
- Fully dimmable white mode button.
- See www.traxon-usa.com for details.

SEPARATE SWITCHING

Control uplight separately from downlight. Order **SS**.

AIRCRAFT CABLE

Note: Aircraft cable suspension not recommended for outdoor use, where fixture will be exposed to water, or subject to wind oscillation. Avoid use near HVAC vents and in environments with corrosive chemical vapors, such as swimming pools.

ACRYLIC DIFFUSER CLEANING

Warning: Do not clean with ammonia based cleaners (e.g. Windex®). Use only water or cleaners specifically formulated for cleaning plastics.