

8" CYLINDER PENDANT LED DOWNLIGHT

DELRAY
LIGHTING
INCORPORATED

CLP8



Clear Alzak® Haze

TYPE:

PROJECT:

ORDER NUMBER:

Model#	Watts	LEDs	Paint Finish	Options
CLP8	2 –21W, 2000 lumens	W30 W35 W41	BM –Brushed Metal BZ –Bronze K –Carbide Black W –White S –Silver CC –Custom Color*	D9 D11 EM

Example:

CLP8	2	35	BM	D9
------	---	----	----	----

*Specify RAL color number:

- CPAC**–cable suspension
 CPBA–ball aligner

SPECIFICATION INFORMATION

CYLINDER HOUSING

Constructed of seamless extruded aluminum, with a powder coat finish. 18" standard height. Fixture mounts to standard J-box. Pendant is 1/8 IPS steel and is standard in 18" (optional length may be specified).

REFLECTOR

Reflector is anodized, specular, durable and anti-iridescent; available in 30° cutoff (.30). Finish is Clear Alzak® Haze.

LED DRIVERS

- Standard drivers are constant current, universal voltage, with 0–10V dimming to 1%.
- Emergency Battery Pack (**EM**) provides 7W of power for 90 mins. Voltage must be specified.
- **EM** internal to fixture. Red light text button in reflector.
- c.U.L. listed for damp locations.

A-LINE LEDs

- CREE® LMH LED modules feature opal diffusers that provide the appearance of an A-lamp from below.
- 21W/2000 Lumens.
- 90 CRI
- 50,000 hour LED life

Specify LED color:

- W30**–White (3000° K)
- W35**–White (3500° K)
- W41**–White (4100° K)

DIMMING

For white LEDs only.

Standard: programmable, 0–10V, dimming to 1%.

- **D9**–Lutron Hi-Lume, L3DA Series, 3-wire. Dims to 1%.
- **D11**–Lutron EcoSystem, LDE14 Series. Dims to 1%. Fade to off.

ACCESSORIES

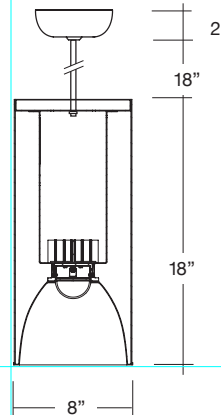
- CPAC**–3 adjustable power cords/ aircraft suspension cables, 6 ft. standard length (see back page).
- CPBA**–Ball aligner for hard stem.
- X**–Custom pendant length (specify in inches).

FINISHES

- BM**–Brushed Metal, Anodized
- BZ**–Bronze
- K**–Black
- W**–White
- S**–Silver
- CC**–Custom Color (Must specify RAL color number.)

CLP8

LED
21 watts
2,000 lumens



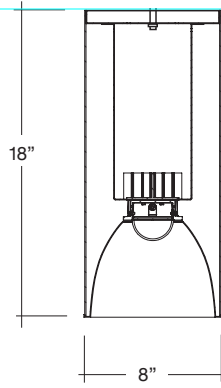
BURBANK,
CALIFORNIA,
91505
WWW.
DELRAY
LIGHTING.
COM

21W

CLP8100

OPTIONS

CLP8



These LED luminaires that provide conventional footcandle levels at less than or equal to 1.4W/FT2.

CREE® LMH LED modules feature opal diffusers that provide the appearance of an A-lamp from below, and are available in three white color temperatures:

W30 (3000° K), **W35** (3500° K), and **W41** (4100° K); matching the traditional CCT of existing incandescent, fluorescent, and metal halide lamps.

cUL rated for dry locations only.

DIMMING

For white LEDs only.

Standard: programmable, 0–10V, dimming to 1%.

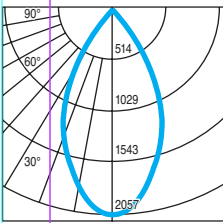
- **D9**–Lutron Hi-Lume, L3DA Series, 3-wire. Dims to 1%.
- **D11**–Lutron EcoSystem, LDE14 Series. Dims to 1%. Fade to off.

CPAC OPTION

Recommended for slope ceilings and projects that require a variety of mounting heights.

Includes three 6 ft. field-adjustable aircraft cables and power cord.

CP DISTRIBUTION



COEFFICIENTS


% CEILING 80 (20% FLOOR)			
% WALL	70	50	30
0	119	119	119
1	114	111	109
2	108	103	100
3	103	97	92
4	98	91	85
5	93	85	79
6	89	80	74
7	85	76	70
8	81	72	66
9	77	68	62
10	74	64	59

NOTES

CLP8121
 21W
 Total lumens: 1468
 Spacing criteria: 0.78
 Total luminaire efficiency: 56.3%
 Clear Alzak x.90

LM-79 TEST SUMMARY - CLP8121.W35

Driver:	ERP
Total Lumens:	1468
Input Power (W):	25.5
Efficacy:	56.3
Color Rendering Index (CRI):	91



CPBA OPTION

Ball Aligner recommended for slope ceilings and projects that require a variety of mounting heights.

Includes **CM2** 3/8" pipe mount. 18" length, standard.

