

# CYLINDRO II LED WITH OPAL ACRYLIC DIFFUSER - CHANDELIERS

**DELRAY**  
LIGHTING  
INCORPORATED

# CYLINDRO II CHANDELIERS

**TYPE:**

**PROJECT:**

**ORDER NUMBER:**

Model#	Diameters*	Finish	Output**	LEDs	Dimming	Mount
<b>BG67</b>	3-3 ft.	<b>S</b> -Silver	<b>LO</b> -Low	<b>W30</b>	<b>BDIM-W1</b>	<b>SR</b> -Separate Remote
	4-4 ft.	<b>W</b> -White	<b>HO</b> -High	<b>W35</b>	<b>BDIM-W2</b>	<b>CR</b> -Central Remote
	5-5 ft.	<b>K</b> -Black		<b>W40</b>	<b>BDIM-W11</b>	<b>NCR</b> -Nexus Central Remote
				Red Blue <b>SQ</b> -RGB	<b>BDMXMOD</b>	<b>SREM</b> -Separate EM Remote <b>CREM</b> -Central EM

**Example:**

B67	555	S	HO	W35	BDIM-W2	SR
-----	-----	---	----	-----	---------	----

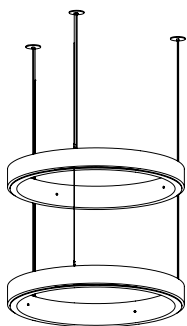
**BTRAXW**-Traxon Light Drive, white\* (order separately) Enter quantity: \_\_\_\_\_

\* Enter combination of two to three fixture diameters for each gyroscope or stack, maximum three fixtures. For combinations of more than three fixtures, please consult factory.

\*\* White LEDs only.

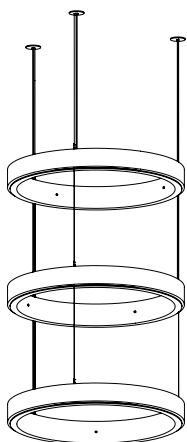
SEPARATE

**BG6744/SR**



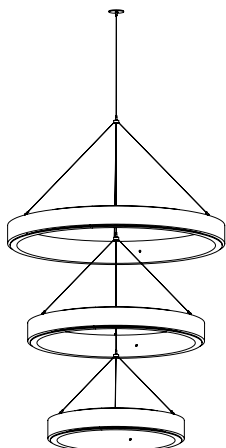
NOTE: stacked fixtures must all be the same diameter.

**BG67444/SR**

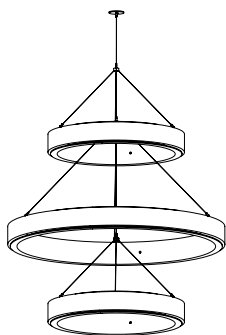


NEXUS

**BG67543/NCR**

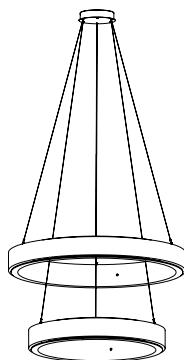


**BG67353/NCR**

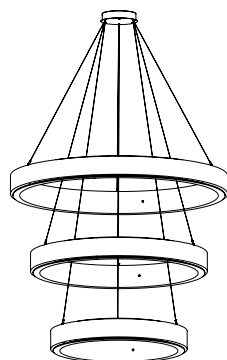


CENTRAL

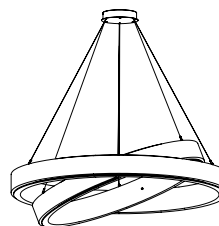
**BG6743/CR**



**BG67543/CR**

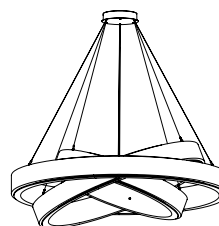


**BG6754/CR**



NOTE: fixtures may be assembled in gyroscope or stack configurations in the field. Parts are the same.

**BG67543/CR**



BURBANK,  
CALIFORNIA,  
91505  
WWW.  
DELRAY  
LIGHTING.  
COM

MAR 2017

## CYLINDRO II CHANDELIERS

### STANDARD CANOPY

- Mounts to all standard J-boxes. J-box must attach to structure able to support 75 lbs.
- Central canopy is 10" x 2.25". Separate and Nexus canopies are 3.8" x 0.45". All drivers are remote mounted.
- Standard pendant length: 8 ft. Specify **XP** for extra pendant. Maximum canopy to fixture distance: 25 ft. Maximum canopy to driver distance: 100 ft. (with 10 AWG wire).

### CONSTRUCTION

- Extruded aluminum outer housing with white frosted acrylic diffuser. 6' adjustable power cord and AC cables with push button grippers supplied standard. (Specify **XP** for additional length.)

### LED DRIVERS

- Constant voltage, 100W/24V universal for **SQ**–RGB DMX.
- 60W/12V driver for single color (**Red** or **Blue**) LEDs.

- Electronic drivers, DMX and dimmer interface housed in canopy or remote gear box for easy access.
- Color LED options include red and blue, as well as RGB sequencing, controlled with a DMX 512 interface (**BDMXMOD**). Optional wall box control offered separately (see Traxon, back page.)
- cUL listed for dry locations.

### COLOR LEDs

- Flexible 5050 universal voltage LED tape light.
- 24V for **SQ**–RGB sequencer; 12V for single color (**Red** or **Blue**) LEDs.

### WHITE LEDs

- Nichia Corp. NFSL757 linear board chips, available in 6W per foot (**LO**–Low Output), or 11.2W per foot (**HO**–High Output).
- White color temperatures include **W30** (3000K), **W35** (3500K), and **W40** (4000K).
- cUL listed for dry locations only.

### WATTAGE / LUMENS / WEIGHT

Model No.	Diameter	Watts	Lumens	Drivers	Weight
LO	3'	66	2790	1	16
LO	4'	87	3683	1	20
LO	5'	128	5400	2	35
HO	3'	132	5600	2	15
HO	4'	176	7400	2	25
HO	5'	219	9300	2	35

### ACRYLIC DIFFUSER CLEANING

**Warning:** Do not clean with ammonia based cleaners (e.g. Windex®). Use only water or cleaners specifically formulated for cleaning plastics.

### AIRCRAFT CABLE

**Note:** Aircraft cable suspension not recommended for outdoor use, where fixture will be exposed to water, or subject to wind oscillation. Avoid use near HVAC vents and in environments with corrosive chemical vapors, such as swimming pools.

## OPTIONS

### DIMMING DRIVERS

- For white LEDs only.

#### BDIM-W1

- 0–10V dimming to 10%.
- Utilizes 100W/24V, 0–10V 120/277 constant voltage driver.
- Use with 0–10V, purple/gray wire analog dimmers; with low end trim pot, and adjust low end to above flicker threshold.

#### BDIM-W2

- 0–10V dimming to 1%.
- System utilizes 100W/24V, 120/277 constant voltage driver,

with the Eldo LIN211D1-LN module.

- Required for use with digital architecture/networking systems like Acuity nLight, Eaton Greengate, and similar management systems.

#### BDIM-W11

- Lutron LD3096W24U dimming driver module.
- 0.1% dimming and fade-to-off, with Lutron dimming systems.
- For remote driver install only.

### RGB OPTIONS

#### BDMXMOD

- Osram part no. OTDMXRGB supplied.
- DMX control interface for RGB LED.
- Provides DMX control with protocols that meet USITT DMX-512A or DMX512 (DIN 56930-2). No converter is required. DMX controls by others.
- A second 4-conductor control cable to fixture canopy is supplied.

#### TRAXON LIGHT-DRIVE RGB

(order separately)

#### BTRAXW – white controller

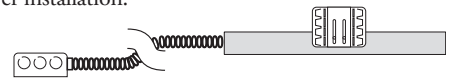
- Standalone, wall-mounted (12V power supply included) DMX controller for RGB LED that provides direct access to fixtures.
- Tune color and brightness with the Light-Drive wheel.
- See [www.traxon-usa.com](http://www.traxon-usa.com) for details.

### REMOTE DRIVERS

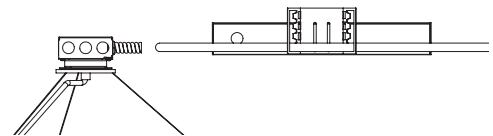
Driver must be accessible after installation. For suspended and hard lid ceilings with access panels. Canopy mounts to mud ring attached to J-box.

**NOTE:** Multiple drivers must be mounted no less than 4 inches apart side-by-side, and 1 inch apart end-to-end, to avoid overheating.

**SR** – Separate mount driver installation.

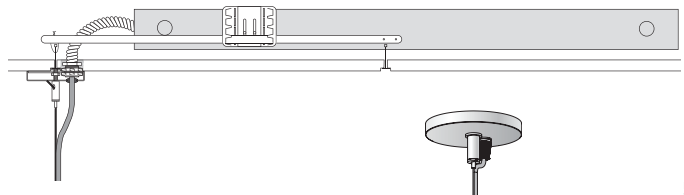


**CR** – Central mount remote driver installation.



**SREM** or **CREM** – Separate or Central Emergency. *T-bar install shown, below.*

Emergency battery pack provides 7W for 90 minutes. (12W also available.) Remote install only. Red driver light and test switch mounted in handy box installed at ceiling.



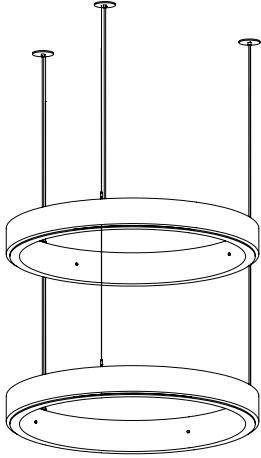
Remote Driver Canopy  
3.8 x 0.45 in.

# SAMPLE CONFIGURATIONS: CYLINDRO II GYROSCOPES & STACKS

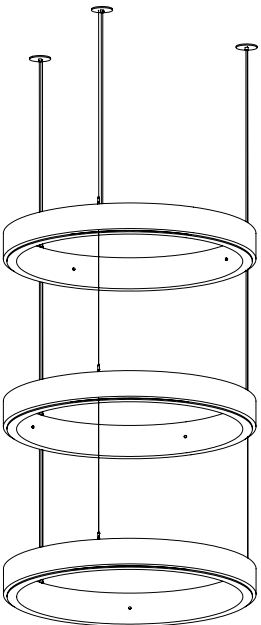
## SEPARATE MOUNT

For same size fixtures only. **(ST)**

**B67144SR**



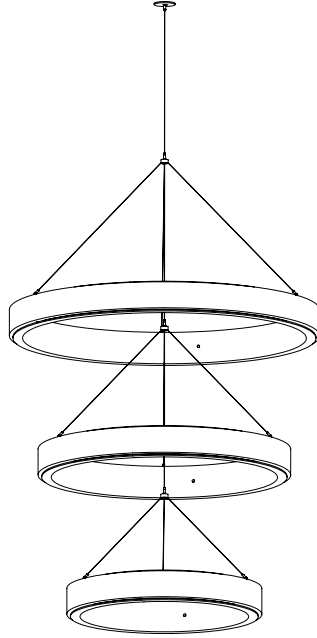
**B671444SR**



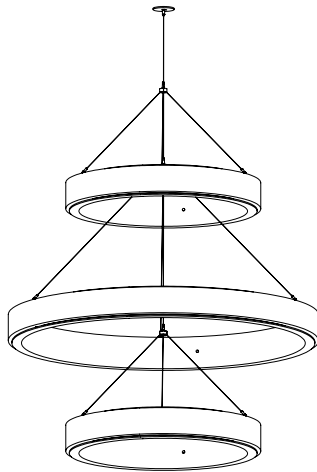
## NEXUS MOUNT

Nexus collar for same or different size fixtures. **(STSCR)**

**B671543NCR**



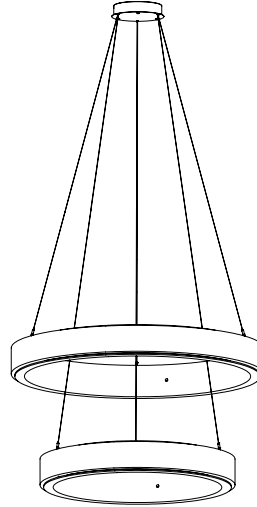
**B671353NCR**



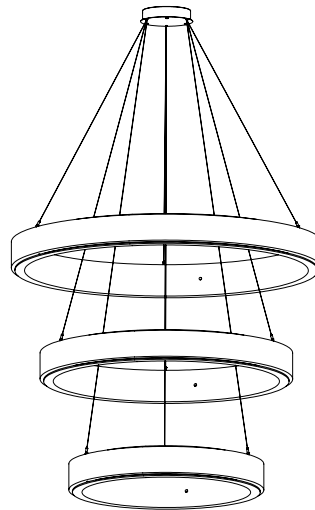
## CENTRAL MOUNT

Central mount canopy for different size fixtures. **(GYRO)**

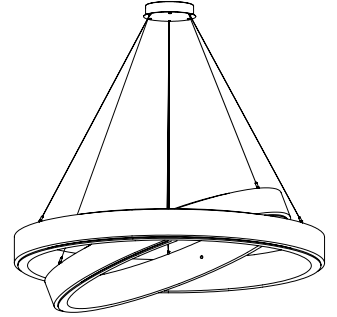
**B67143CR**



**B671543CR**



**B67154CR**



**B671543CR**

