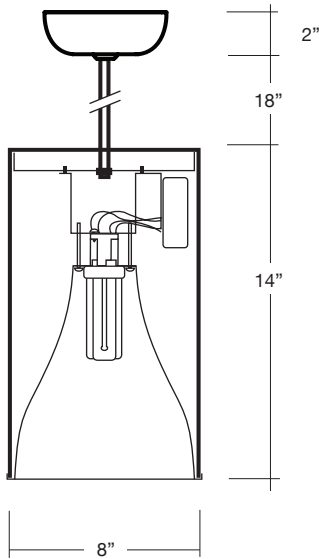


8" CYLINDER VERTICAL LAMP PENDANT DOWNLIGHT



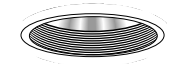
Pendant Mount Cylinder



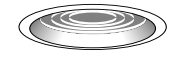
Clear Alzak® Haze



Wheat Alzak® Haze



Black Baffle



Splay with
Fresnel Lens

NOTE: **D3**, **D9** and **EM** accessories add 4" to fixture height. (Additional fixtures will also be 18" in height, to match.)

SPECIFICATION INFORMATION

CYLINDER HOUSING

Constructed of seamless extruded aluminum, with a powder coat finish. 14" standard height; dimming and emergency ballast add 4". Fixture mounts to standard J-box. Pendant is 1/8" IPS steel and is standard in 18" (optional length may be specified).

REFLECTOR

Reflector is anodized, specular, durable and anti-iridescent; available in 30° cutoff (**.30**). Finishes are **A**—Clear Alzak® Haze or **G**—Wheat Alzak® Haze

TRIM OPTIONS

B—Black baffle
SP—Splay Fresnel Lens

ELECTRICAL

cU.L. listed for use in damp locations.

BALLAST

Electronic enclosed, class P, HPF is supplied standard in 120V or 277V. Ballasts use 4-pin lamps and provide rapid start, .99 power factor with THD<10%.

Dimming ballast controls lumen output down to ±5% and is available from Advance (**D3**, **D5**) and Lutron (**D9**). All require compatible dimmers.

LAMP HOLDER

Uses earthquake, shake proof lamp socket that easily installs and removes with a small twist.

ACCESSORIES

CPAC—3 adjustable power cords/ aircraft suspension cables, 6 ft. standard length (see back page).
CPBA—Ball aligner for hard stem.
X—Custom pendant length (specify in inches).

DIMMING/EM

D3—Advance Mark X dimming ballast. (Adds 4" to fixture height.)

D5—Advance Mark VII dimming ballast. (Adds 4" to fixture height.)

D9—Lutron Eco System dimming ballast. (Adds 4" to fixture height.)

EM—Emergency power pack ignites one lamp for 90 minutes. (Adds 4" to fixture height.)

FINISHES

BM—Brushed Metal, Anodized
BZ—Bronze
K—Black
W—White
S—Silver
CC—Custom Color (Must specify RAL color number.)

ORDERING INFORMATION

LAMP

1-18 18W triple tube
1-26 26W triple tube
1-32 32W triple tube
1-42 42W triple tube

SPECIFY FINISH:

BM—Brushed Metal
BZ—Bronze
K—Black
W—White

120V ELECTRIC

CP8118.1E 18W triple tube
CP8126.1E 26W triple tube
CP8132.1E 32W triple tube
CP8142.1E 42W triple tube

S—Silver
CC—Custom Color
Specify RAL color #:

277V ELECTRIC

CP8118.2E 18W triple tube
CP8126.2E 26W triple tube
CP8132.2E 32W triple tube
CP8142.2E 42W triple tube

ACCESSORIES:

D3 **CPAC**
D5 **CPBA**
D9
EM

SUBMITTAL INFORMATION

TYPE:

PROJECT:

NOTES:

DESCRIPTION:

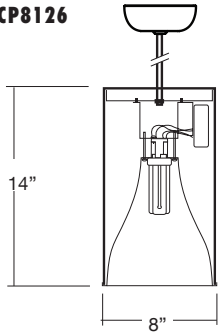
DELRAY
LIGHTING
INCORPORATED

CP8100

BURBANK,
CALIFORNIA,
91505
WWW.
DELRAY
LIGHTING.
COM

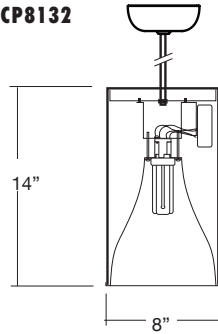
CLEAR ALZAK 30°

CP8126



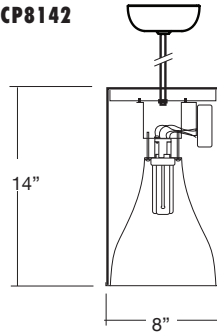
CLEAR ALZAK 30°

CP8132



CLEAR ALZAK 30°

CP8142



OPTIONS

CPAC Option

Recommended for slope ceilings and projects that require a variety of mounting heights.

Includes three 6 ft. field-adjustable aircraft cables and power cord.



CONE OF LIGHT

MTG. HT.	FC/0°	DIA.
4'	81	3.7
6'	39	5.5
8'	19	7.3
10'	12	9.2
12'	9	11.0

50% FC at edge

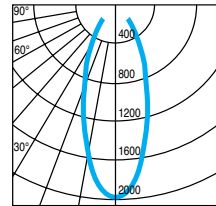
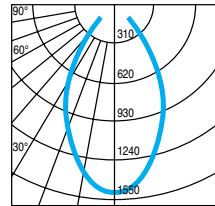
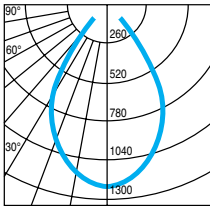
MTG. HT.	FC/0°	DIA.
4'	95	4.2
6'	42	6.4
8'	24	8.5
10'	15	10.7
12'	11	12.8

50% FC at edge

MTG. HT.	FC/0°	DIA.
4'	123	4.3
6'	54	6.6
8'	31	8.8
10'	19	10.9
12'	14	12.9

50% FC at edge

CP DISTRIBUTION



CPBA Option

Ball Aligner recommended for slope ceilings and projects that require a variety of mounting heights.

Includes **CM2** 3/8" pipe mount. 18" length, standard.



COEFFICIENTS OF UTILIZATION

% CEILING 80 (20% FLOOR)

% WALL	70	50	30
0	71	71	71
1	69	67	66
2	66	63	61
3	63	60	57
4	61	57	54
5	58	53	50
6	55	51	48
7	53	48	45
8	50	45	42
9	48	43	39
10	46	40	37

% CEILING 80 (20% FLOOR)

% WALL	70	50	30
0	84	84	84
1	80	78	77
2	77	74	71
3	73	69	66
4	70	65	62
5	67	61	57
6	63	58	54
7	60	54	50
8	57	50	46
9	54	47	43
10	51	44	40

% CEILING 80 (20% FLOOR)

% WALL	70	50	30
0	79	79	79
1	76	74	73
2	73	70	67
3	69	66	63
4	66	62	58
5	63	58	55
6	60	55	51
7	57	51	48
8	54	48	44
9	51	45	41
10	49	42	39

NOTES

CP8126

1-26W triple tube
G24q-3 electronic socket
Total lumens: 1800
Spacing criteria: .9
Wheat Alzak x.90

CP8132

1-32W triple tube
G24q-3 electronic socket
Total lumens: 2400
Spacing criteria: .9
Wheat Alzak x.90

CP8142

1-42W triple tube
G24q-4 electronic socket
Total lumens: 3200
Spacing criteria: .9
Wheat Alzak x.90