

ASPECT LED METAL

DELRAY
LIGHTING
INCORPORATED

AL2367



TYPE:

PROJECT:

ORDER NUMBER:

Model#	Paint Finish*	LEDs	Options
AL2367	H ammertone S ilver W hite CC -Custom RAL color	W30 W35 W40	D9A ALEM XP -extra pendant length (specify)

Example:

AL2367	S	W35	D4A
--------	---	-----	-----

*Paint finish on driver housing and ceiling canopy only.
Reflector exterior is matte anodized aluminum.

CONSTRUCTION

- Canopy mounts to standard J-boxes
- Die cast aluminum housing and heat sink.
- Spum aluminum reflector.
- 6 ft. power cord standard. Order **XP** for additional pendant length.

LED DRIVERS

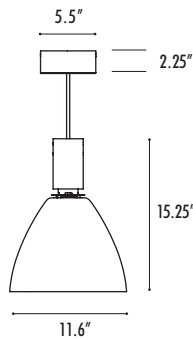
- Standard drivers are constant current, universal voltage, with 0–10V dimming to 15%.
- Driver housed inside canopy for easy access.
- Emergency Battery Pack (**ALEM**) provides 7W for 90 mins. Voltage must be specified.
- cU.L. listed for dry locations.

LEDs

- Bridgelux Vero 18 COB LEDs provide 3,780 lumens at 1,050 Ma, at 31W.
- Available in two white color temperatures: **W30** (3000° K), **W35** (3500° K), and **W40** (4000° K).
- CRI = 90, R9 = 50
- Energy management, 0–10V, 15% dimming, standard.

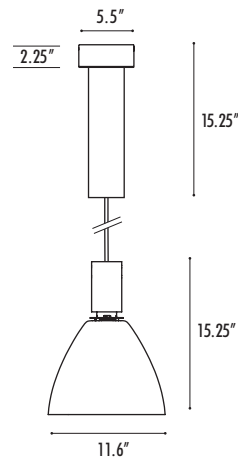
AL2367

LED
2,131 lumens
31 watts



ALEM

Emergency



Specify LED color:

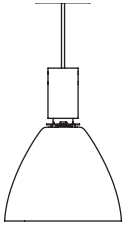
- W30**–White (3000° K)
- W35**–White (3500° K)
- W40**–White (4000° K)

BURBANK,
CALIFORNIA,
91505
WWW.
DELRAY
LIGHTING.
COM

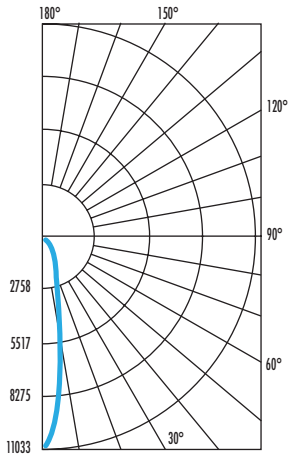
MAY 2017

LED

AL2367.W35



CP DISTRIBUTION



COEFFICIENTS

% CEILING 80 (20% FLOOR)		% WALL 70		
	80	50	30	
0	119	119	119	
1	114	111	109	
2	109	105	101	
3	105	99	95	
4	101	94	90	
5	97	90	85	
6	93	86	81	
7	90	82	77	
8	87	79	74	
9	84	76	71	
10	81	73	68	

NOTES

AL2367.W35

31W LEDs
Total lumens: 2,131
CRI = 90, R9 = 5

AL2367 – LED

These LED luminaires that provide conventional footcandle levels at less than or equal to 1.4W/FT².

Bridgelux Vero 18 COB LEDs provide 3,780 lumens at 1,050 Ma, at 31W, and are available in two white color temperatures: **W30** (3000° K), **W35** (3500° K), and **W40** (4000° K). CRI = 90, R9 = 5.

cUL rated for dry locations only.

LM-79 TEST SUMMARY – AL2367.W35

Driver:	Philips Advance
Total Lumens:	2,131
Input Power (W):	36
Efficacy:	59%
Color Rendering Index (CRI):	90

OPTIONS

STANDARD DIMMING

Energy management, dim to 1%, 0–10V.

DIMMING OPTIONS

D9A—Lutron Hi-Lume A-Series LED Driver (1%). EcoSystem (3-wire) control.

EMERGENCY

Emergency Battery Pack provides 7W for 90 mins. Order **ALEM**. Voltage must be specified.

