

ASPECT GLASS LED WITH SHADE

DELRAY
LIGHTING
INCORPORATED

AL2277



TYPE:

PROJECT:

ORDER NUMBER:

Model#	Paint Finish	Glass Color	LEDs	Options
AL2277	H ammertone S ilver W hite CC —Custom RAL color	I ndigo M arine O pal T angerine	W30 W35 W40	EM XP —extra pendant length*

Example:

AL2277	S	O	W35	EM
--------	---	---	-----	----

CONSTRUCTION

- Canopy mounts to standard J-boxes
- Die cast aluminum housing and heat sink.
- Handblown glass shade.
- 6 ft. power cord standard. Order **XP** for additional pendant length.

LED DRIVERS

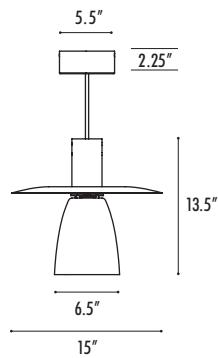
- Standard drivers are constant current, universal voltage, with 0–10V dimming to 1%.
- Driver housed inside canopy for easy access.
- Emergency Battery Pack (**ALEM**) provides 7W for 90 mins. Voltage must be specified.
- cU.L. listed for damp locations.

LEDs

- Bridgelux Vero 18 COB LEDs provide 3,780 lumens at 1,050 Ma, at 31W.
- Available in two white color temperatures: **W30** (3000° K), **W35** (3500° K), and **W40** (4000° K).
- CRI = 90

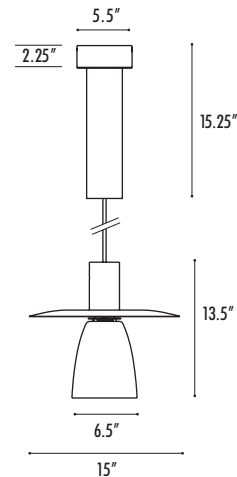
AL2277

LED
3,780 lumens
31 watts



ALEM

Emergency



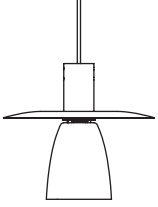
Specify LED color:

- W30**—White (3000° K)
- W35**—White (3500° K)
- W40**—White (4000° K)

BURBANK,
CALIFORNIA,
91505
WWW.
DELRAY
LIGHTING.
COM

LED

AL2277.W35



CP DISTRIBUTION

Pending

COEFFICIENTS

Pending

NOTES

AL2277.W35

31W LEDs
Total lumens: 3,780

AL2277 – LED

These LED luminaires that provide conventional footcandle levels at less than or equal to 1.4W/FT².

Bridgelux Vero 18 COB LEDs provide 3,780 lumens at 1,050 Ma, at 31W, and are available in two white color temperatures: **W30** (3000° K), **W35** (3500° K), and **W40** (4000° K). CRI = 90, R9 = 5.

cUL rated for dry locations only.

LM-79 TEST SUMMARY – AL2277.W35

Pending

OPTIONS

D—standard supplied driver.
Programmable, 0–10V, 120/277V,
50/60 Hz, 1% dimming.

EMERGENCY

Emergency Battery Pack provides
7W for 90 mins. Order **EM**.
Voltage must be specified.

