

# SONAR II INDUSTRIAL LENSED LOWBAY WITH UP LIGHT

**DELRAY  
LIGHTING  
INCORPORATED**

**7802**



**TYPE:**

**PROJECT:**

**ORDER NUMBER:**

Model#	Lamp Qty.	Wattage	Ballast	Options*
	<b>1, 2, 3</b> down	<b>26-42</b> CFL	<b>UE, SS</b>	<b>EM</b> —Emergency Dimming: <b>D5, D8</b> or <b>D9</b> <i>*See Back Page</i>

## COMPACT FLUORESCENT

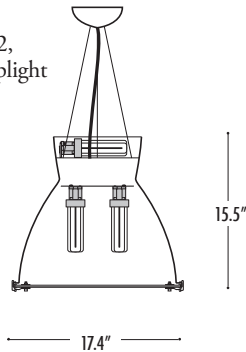
Spun matte anodized .063 aluminum housing. Canopy mounts to standard J-boxes, suspends from aircraft cables with push button gliders and is supplied with a 6' power cord. Sockets and ballasts operate 26, 32 and 42W triple tubes. Lens and component design provides maximum airflow for cool operation. Voltage must be specified. U.L. listed for damp locations.

**NOTE:** Aircraft cable suspension is not recommended for outdoor use, where fixture will be exposed to water, or subject to wind oscillation. Avoid use near HVAC vents and in environments with corrosive chemical vapors, such as swimming pools.

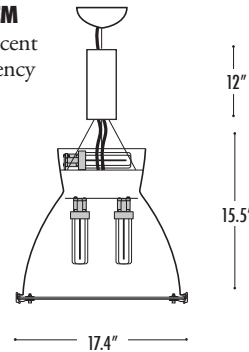
## OPTIONS

- **SS**—separate switching. Maximum two 2-lamp ballasts per fixture.
- **EM**—emergency battery pack, which ignites one lamp at 650 lumens for 90 minutes. Voltage *must* be specified.
- **D**—dimming. (See back page for options.)

**7802**  
1-26, 32,  
42W Uplight



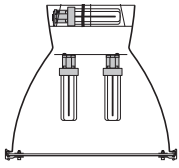
**7802/EM**  
Fluorescent  
Emergency  
Pack



**BURBANK,  
CALIFORNIA,  
91505  
WWW.  
DELRAY  
LIGHTING.  
COM**

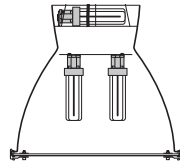
## LENSED LOWBAY

### 7802332



## LENSED LOWBAY

### 7802342



## CONE OF LIGHT

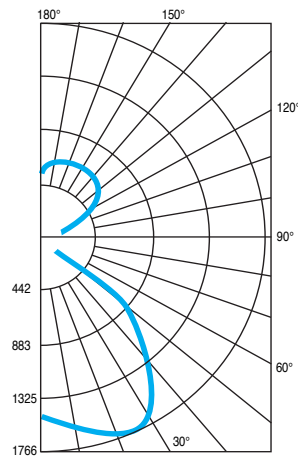
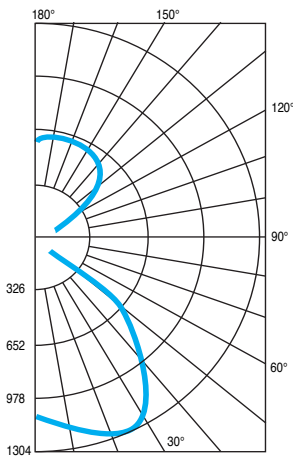
MTG. HT.	FC/0°	DIA.
4'	69	6.3
6'	31	9.4
8'	17	12.5
10'	11	15.6
12'	8	18.8

50% FC at edge

MTG. HT.	FC/0°	DIA.
4'	93	6.3
6'	41	9.4
8'	23	12.5
10'	15	15.6
12'	10	18.8

50% FC at edge

## CP DISTRIBUTION



## COEFFICIENTS OF UTILIZATION

### % CEILING 80 (20% FLOOR)

% WALL	70	50	30
0	55	55	55
1	50	48	46
2	46	42	39
3	42	37	33
4	38	32	28
5	35	29	24
6	32	25	21
7	29	23	19
8	27	21	17
9	25	19	15
10	23	17	13

### % CEILING 80 (20% FLOOR)

% WALL	70	50	30
0	55	55	55
1	50	48	46
2	46	42	39
3	42	37	33
4	38	32	28
5	35	29	24
6	32	25	21
7	29	23	19
8	27	21	17
9	25	19	15
10	23	17	13

## NOTES

### 7802332

3-32W triple tubes down  
1-42W triple tube up  
G24q-3 socket  
Total lumens: 9600  
Spacing criteria: 1.4

### 7802342

3-42W triple tubes down  
1-42W triple tube up  
G24q-4 socket  
Total lumens: 12800  
Spacing criteria: 1.4

## BALLAST INFO

- Standard in universal voltage 120V through 277V.
- **UE**—Universal electronic
- **SS**—Separate switching for three lamps *only*.
- All **UE** and **SS** models have sockets and ballasts that operate 26, 32 and 42W lamps.

## DIMMING

### D5—Advance Mark VII:

- Voltage *must* be specified, 120V or 277V.
- Max. wattage: 3x 26/32/42.
- Range: 5–100%
- Control wires: 2 low voltage
- Dimmers: one 10V analog

### D8—Lutron Hi-Lume:

- Voltage *must* be specified, 120V or 277V.
- Max. wattage:  
1x 26/32W, up  
1x 26/32W, down  
(Requires two ballasts.)
- 1% for 26 or 32W lamp
- Controls lumen output down to  $\pm 1\%$ .

### D9—Lutron EcoSystem:

- Voltage *must* be specified, 120V or 277V.
- Max. wattage: 3x 26/32/42.
- Range: 5–100%
- Control wires: orange and/or purple/gray
- Dimmers: Lutron only

## LENS

Frosted  $\frac{3}{16}$ " tempered, soda lime glass with 2" ventilation opening, silkscreen logo. Secured with a rubber gasket, the lens is held in place by three positive-locking clamps.