

SONAR I FROSTED LENS LOWBAY

**DELRAY
LIGHTING
INCORPORATED**

7700



TYPE:

PROJECT:

ORDER NUMBER:

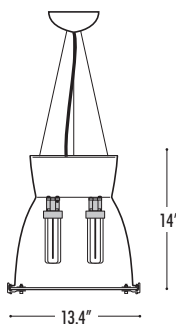
Model#	Lamp Qty.	Wattage	Ballast	Options*
	1, 2, 3	26-42 CF	UE, SS	EM -Emergency Dimming:
	1	70-100 MH	MH1, MH2	D3, D5, D8 or D9
	1	INC-150W		CM1

*See Back Page

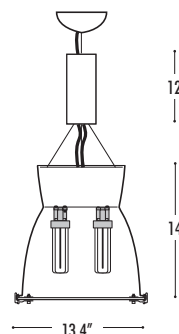
COMPACT FLUORESCENT

Spun matte anodized .063 aluminum housing. Canopy mounts to standard J-boxes, suspends from aircraft cables with push button gliders and is supplied with a 6' power cord. Sockets and ballasts operate 26, 32 and 42W triple tubes. Lens and component design provides maximum airflow for cool operation. Voltage is 120 through 277V. **SS**- separate switching. **D**-dimming. **EM**- emergency battery pack, igniting one lamp at 650 lumens for 90 minutes. Voltage *must* be specified. U.L. listed for damp locations.

7700
Fluorescent



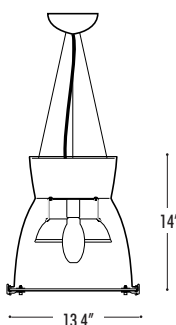
7700/EM
Fluorescent
Emergency
Pack



METAL HALIDE

.063 spun matte anodized aluminum housing. Canopy mounts to standard J-boxes, suspends from aircraft cables with push button gliders and is supplied with a 6' power cord. (*Note: CM1 pipe mount not available for metal halide fixtures.*) Metal halide ballasts are electronic square wave type, for use with medium base, ceramic arc tube, color corrected lamps rated for open and enclosed fixtures. U.L. listed for damp locations.

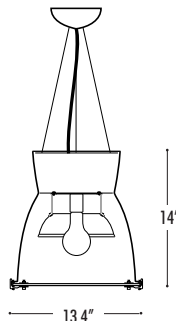
7700
Metal
Halide



INCANDESCENT

.063 spun matte anodized aluminum housing. Canopy mounts to standard J-boxes, suspends from aircraft cables with push button gliders and is supplied with a 6' power cord. Incandescent 150W maximum. U.L. listed for damp locations.

7700
Incandescent

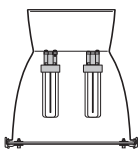


NOTE: Aircraft cable suspension is not recommended for outdoor use, where fixture will be exposed to water, or subject to wind oscillation. Avoid use near HVAC vents and in environments with corrosive chemical vapors, such as swimming pools.

BURBANK,
CALIFORNIA,
91505
WWW.
DELRAY
LIGHTING.
COM

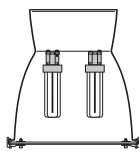
LENSED LOWBAY

7700332



LENSED LOWBAY

7700342



LENSED LOWBAY

7700170



BALLAST INFO

- Standard in universal voltage 120V through 277V.
- **UE**—Universal electronic
- **SS**—Separate switching for three lamps *only*.
- All **UE** and **SS** models have sockets and ballasts that operate 26, 32 and 42W lamps.

CONE OF LIGHT

MTG. HT.	FC/0°	DIA.
4'	68	6.3
6'	30	9.4
8'	17	12.5
10'	11	15.6
12'	8	18.8

50% FC at edge

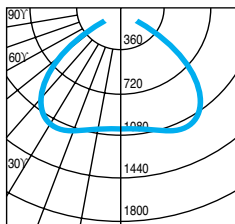
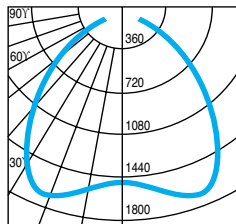
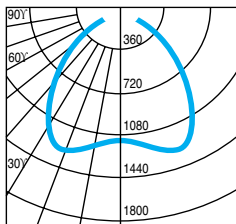
MTG. HT.	FC/0°	DIA.
4'	93	6.3
6'	41	9.4
8'	23	12.5
10'	15	15.6
12'	10	18.8

50% FC at edge

MTG. HT.	FC/0°	DIA.
4'	73	6.3
6'	32	9.4
8'	18	12.5
10'	12	15.6
12'	8	18.8

50% FC at edge

CP DISTRIBUTION



COEFFICIENTS OF UTILIZATION

% CEILING 80 (20% FLOOR)

% WALL	70	50	30
0	59	59	59
1	55	53	51
2	51	48	45
3	47	43	40
4	44	39	35
5	41	35	32
6	38	32	28
7	35	29	25
8	33	27	23
9	30	24	20
10	27	21	17

% CEILING 80 (20% FLOOR)

% WALL	70	50	30
0	58	58	58
1	54	53	51
2	51	48	45
3	47	43	40
4	44	39	35
5	41	35	32
6	38	32	28
7	35	29	25
8	33	27	23
9	30	24	20
10	27	21	17

% CEILING 80 (20% FLOOR)

% WALL	70	50	30
0	74	74	74
1	69	67	64
2	64	60	57
3	60	55	51
4	55	49	45
5	52	45	40
6	48	41	36
7	44	37	32
8	41	34	29
9	38	31	26
10	35	27	22

NOTES

7700332

3-32W triple tube
G24q-3 socket
Total lumens: 7200
Spacing criteria: 1.4

7700342

3-42W triple tube
G24q-4 socket
Total lumens: 9600
Spacing criteria: 1.4

7700170

1-70W ED17 CMH
Med. base socket
Total lumens: 5600
Spacing criteria: 2.15

Use only medium base, coated and protected, ceramic metal halide ED17 lamps.

DIMMING

D3—Advance Mark X:

- Voltage *must* be specified, 120V or 277V.
- Max. wattage: 3x 26/32/42.
- Range: 5–100%
- Control wires: none

D5—Advance Mark VII:

- Voltage *must* be specified, 120V or 277V.
- Max. wattage: 3x 26/32/42.
- Range: 5–100%
- Control wires: 2 low voltage
- Dimmers: one 10V analog

D8—Lutron Hi-Lume:

- Voltage *must* be specified, 120V or 277V.
- Max. wattage: 2x 26/32W. (Requires two ballasts.)
- 1% for 26 or 32W lamp
- Controls lumen output down to ±1%.

D9—Lutron EcoSystem:

- Voltage *must* be specified, 120V or 277V.
- Max. wattage: 3x 26/32/42.
- Range: 5–100%
- Control wires: orange and/or purple/gray
- Dimmers: Lutron only

LENS

Frosted $\frac{3}{16}$ " tempered, soda lime glass with 2" ventilation opening, silkscreen logo. Secured with a rubber gasket, the lens is held in place by three positive-locking clamps.

EXTERIOR LOCATIONS

CM1— $\frac{1}{2}$ " ID hard stem option, supplied with swivel canopy for earthquake code, sloped ceilings, and indoor areas with light air movement (e.g., near HVAC vents). Pipe replaces power cord and cable. Length must be specified.

Pipe longer than 8 ft. will be shipped in two sections—one 8 ft., the other for the balance—with painted, threaded pipe coupler and set screws. *Not available for metal halide fixtures.*

