

STELLAR | CLEAR PRISMATIC HIGHBAY

**DELRAY
LIGHTING
INCORPORATED**

7300



TYPE:

PROJECT:

ORDER NUMBER:

Model#	Lamp Qty.	Wattage	Ballast	Options*
	1, 2, 3, 4	18-42 CF	UE, SS	EM —Emergency
	1	70, 100 MH	MH1, MH2	Dimming: D3, D5 or D9
	1	INC-150W		CV —Convex Lens

I73WG—Wire Guard

CMI—Pipe Mount

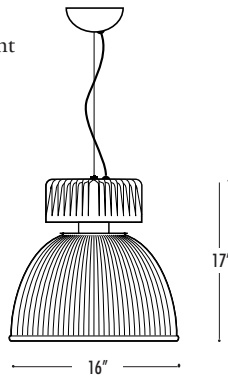
*See Back Page

COMPACT FLUORESCENT

.063 spun matte anodized aluminum housing. Canopy mounts to standard J-boxes, suspends from aircraft cables with push button gliders and is supplied with a 6' power cord. Sockets and ballasts operate 26, 32 and 42W triple tubes. Voltage is 120 through 277V. **SS**—separate switching. **D**—dimming. **EM**—emergency battery pack, which ignites one lamp at 650 lumens for 90 minutes. Voltage *must* be specified. U.L. listed for damp locations.

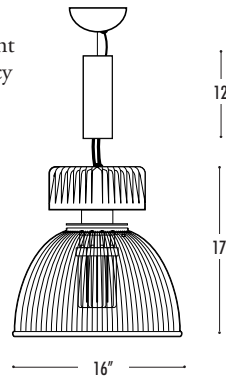
7300

Fluorescent



7300/EM

Fluorescent
Emergency
Pack

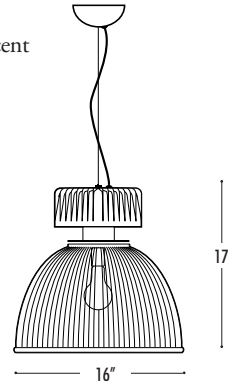


METAL HALIDE/ INCANDESCENT

.063 spun matte anodized aluminum housing. Canopy mounts to standard J-boxes, suspends from aircraft cables with push button gliders and is supplied with a 6' power cord. Incandescent 150W maximum. Metal halide ballasts are electronic square wave type, for use with medium base, ceramic arc tube, color corrected lamps rated for open fixtures. U.L. listed for damp locations.

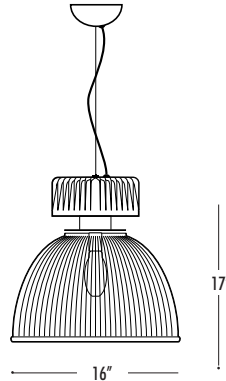
7300

Incandescent



7300

Metal
Halide



CONVEX PRISMATIC LENS

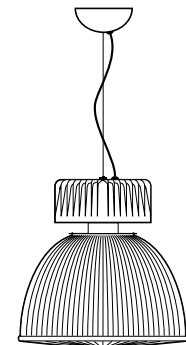
Acrylic convex lens attaches to bottom of refractor with a twist lock method, available with security lanyard. **Maximum two lamp CFL.** Order **CV**.

WIRE GUARD

Available on all models. Order **I73WG**. Fixture accepts either convex lens *or* wire guard, but *not both*.

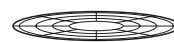
CV

Convex
Lens



I73WG

Wire
Guard




NOTE: Aircraft cable suspension is not recommended for outdoor use, where fixture will be exposed to water, or subject to wind oscillation. Avoid use near HVAC vents and in environments with corrosive chemical vapors, such as swimming pools.

BURBANK,
CALIFORNIA,
91505
WWW.
DELRAY
LIGHTING.
COM


OPEN HIGHBAY

7300442

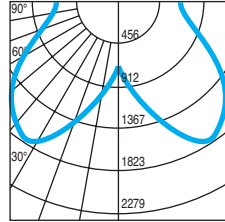
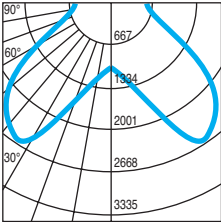


LENSED HIGHBAY

7300242CV



CP DISTRIBUTION



COEFFICIENTS OF UTILIZATION

% CEILING 80 (20% FLOOR)

% WALL	70	50	30
0	103	103	103
1	90	84	79
2	80	71	64
3	72	61	52
4	65	53	44
5	59	46	37
6	54	41	32
7	49	36	28
8	45	32	24
9	42	29	21
10	39	26	19

% CEILING 80 (20% FLOOR)

% WALL	70	50	30
0	94	94	94
1	82	76	71
2	73	64	57
3	65	55	47
4	59	47	39
5	53	41	33
6	49	37	28
7	45	33	25
8	41	29	22
9	38	26	19
10	36	24	17

NOTES

7300442

4-42W triple tube
G24q-4 socket
Total lumens: 12800
Spacing criteria: 2.54
Total luminaire efficiency: 90.2%

7300242CV

2-42W triple tube
G24q-4 socket
Total lumens: 6400
Spacing criteria: 2.54
Total luminaire efficiency: 84%

BALLAST INFO

FLUORESCENT

- Standard in universal voltage 120V through 277V.
- **UE**—Universal electronic
- **SS**—Separate switching for three or four lamps.
- All **UE** and **SS** models have sockets and ballasts that operate 26, 32 and 42W lamps.

DIMMING

Due to different operating temperatures, please review number of lamps allowed, per manufacturers ballast before ordering dimming.

D3—Advance Mark X:

- Voltage *must* be specified, 120V or 277V.
- Max. wattage: 4x 26, 32 or 42W lamps.
- Range: 5–100%
- Control wires: none
- Dimmers: standard incandescent

D5—Advance Mark VII:

- Voltage *must* be specified, 120V or 277V.
- Max. wattage: 4x 26, 32 or 42W lamps.
- Range: 5–100%
- Control wires: 2 low voltage
- Dimmers: 1-10V analog

D9—Lutron EcoSystem:

- Voltage *must* be specified, 120V or 277V.
- Max. wattage: 4x 26/32/42.
- Range: 5–100%
- Control wires: orange and/or purple/gray
- Dimmers: Lutron only

METAL HALIDE

- **MH.1**—120V electronic
- **MH.2**—277V electronic
- Electronic, square wave type for use with ceramic arc tube, color corrected lamps rated for open and enclosed fixtures.

HARD STEM OPTION

CM1— $\frac{1}{2}$ " ID hard stem option, supplied with swivel canopy for earthquake code, sloped ceilings, and indoor areas with light air movement (e.g., near HVAC vents). Pipe replaces power cord and cable. Length must be specified.

Pipe longer than 8 ft. will be shipped in two sections—one 8 ft., the other for the balance—with painted, threaded pipe coupler and set screws. *Not available for metal halide fixtures.*



Use only medium base, coated and protected, ceramic metal halide ED17 lamps.