

# KONE OPAL GLASS LUMINAIRE WITH DOWNLIGHT



**TYPE:**

**PROJECT:**

**ORDER NUMBER:**

Model#	Wattage	Voltage	Option
	<b>13, 18, 26</b>	<b>1-120V</b> <b>2-277V</b>	<b>EM</b> —Emergency battery (pendant only). Dimming only for items marked <b>◆</b> . Choose <b>D5</b> or <b>D9</b> . (See Back Page)

**Example:**

6112	18	1	D9
------	----	---	----

**DELRAY  
LIGHTING  
INCORPORATED**

**6112**

## KONE PENDANT

Canopy mounts to standard J-box. Electronic ballast fits inside fixture for easy access.

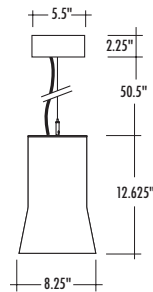
Pendant is 6 ft. standard (3 ft. max. for dimming and EM), with push button adjustable aircraft cable.

Finish is white, with white power cord. Glass shade is opal for general illumination with clad aluminum downlight reflector for task lighting.

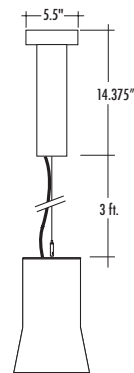
18 and 26W fixtures have twist lock socket for secure, easy relamping. Emergency battery backup is available.

cU.L. listed for damp locations.

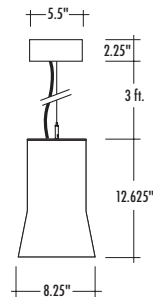
**6112**  
Fluorescent



**6112EM ◆**  
Fluorescent,  
Emergency  
Battery Pack



**6112D ◆**  
Fluorescent,  
Dimming



## KONE OPAL SURFACE

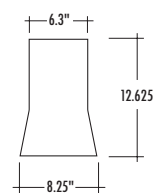
Canopy mounts to standard J-box. Electronic ballast fits on backplate for easy access. Glass shade is removable without tools.

Finish is white. Glass shade is opal for general illumination with clad aluminum downlight reflector for task lighting.

Fixtures have a twist lock socket for secure, easy relamping. Not available with dimming or emergency battery. U.L. listed for damp locations.

**Note:** 18W maximum. **EM** not available.

**6111**  
Fluorescent



**BURBANK,  
CALIFORNIA,  
91505  
WWW.  
DELRAY  
LIGHTING.  
COM**

## FLUORESCENT

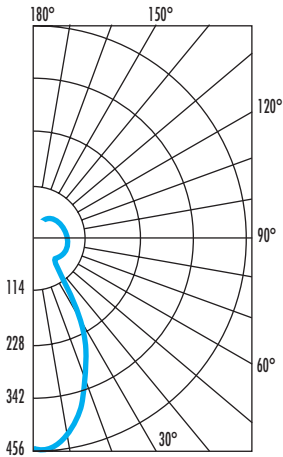
## BALLAST INFO

## OPTIONS

### 1-18W PLT



### CP DISTRIBUTION



### COEFFICIENTS OF UTILIZATION

% CEILING 80	% WALL 70 (20% FLOOR)		
	70	50	30
0	77	77	77
1	69	65	61
2	63	57	52
3	57	50	45
4	53	45	39
5	49	41	35
6	45	37	31
7	42	34	28
8	39	31	25
9	37	28	23
10	35	26	21

### NOTES

#### 6112.18

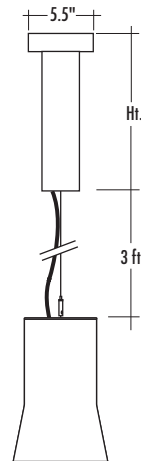
1-18W triple tube  
 G24q-2 electronic twist lock socket  
 Total lumens: 1200  
 Spacing criteria: .82

### DIMMING

- Dimming only available for items marked **◆** on page 1.
- Voltage must be specified.
- Max. 3 ft. cord length.
- Controls lumen output down to  $\pm 5\%$ .
- Compatible dimmers required for all ballasts.
- **D5** Advance Mark VII for 18 or 26W lamp.
- **D9** Lutron EcoSystem for 18 or 26W lamp. Controls lumen output down to  $\pm 5\%$ .

### EMERGENCY

- Voltage must be specified.
- Max. 3 ft. cord length.
- **EM** emergency power provides 650 lumens for one lamp for 90 minutes. Ht.=15.25"
- **EM13** emergency power provides 1300 lumens for one lamp for 90 minutes. Ht.=19"



**AL**-Acrylic Lens. For security and food service installations. Use with CFL lamps *only*.