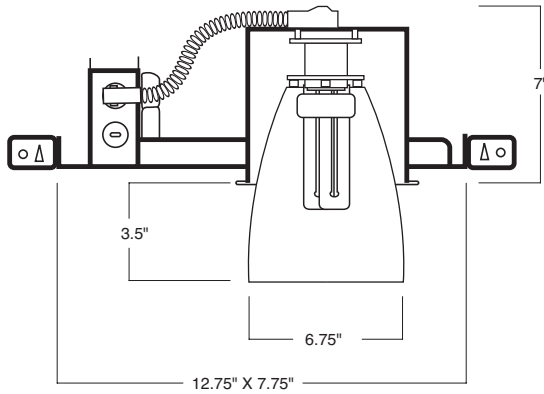


6" SEMI RECESSED DOWNLIGHT



**DELRAY
LIGHTING
INCORPORATED**

4740

SPECIFICATION INFORMATION

HOUSING ASSEMBLY

- Pre-coated galvanized steel mounting frame and J-box.
- Telescopic bar hangers supplied, provides for off-center mounting on joists or T-bar.
- Self flange type trim for clean, contemporary appearance.
- Ground wire included (prewired).

TWIST LOCK SOCKET

- Push lamp in and twist clockwise to lock into place.
- Lamp will not fall out.
- Relamp with pole (with Changer accessory).

DIFFUSER

- Hand blown glass, available in four colors (please specify):
 - **I**—indigo
 - **M**—marine
 - **O**—opal
 - **T**—tangerine
- **WA**—white acrylic

BALLAST

- Standard in universal voltage 120V through 277V.
- Thermally protected rapid start electronic ballasts use 4-pin lamps
- .99 power factor with THD<10%.
- End of lamp life protection.

ELECTRICAL

- Allows 4-in/4-out #12 AWG conductors rated at minimum 90° C.
- J-box and ballast are both accessible through fixture.
- U.L. listed for use in damp locations.

ACCESSORIES

- **CHANGER** for re-lamp cup
- **CP**—Chicago plenum
- **FS**—inline fuse

DIMMING

- Voltage *must* be specified.
- Controls lumen output down to ±5%.
- Compatible dimmers required for all ballasts.
- **D5** Advance Mark VII for 26, 32 or 42W lamp.
- **D8** Lutron Hi-Lume for 26 or 32W lamp. Controls lumen output down to ±1%.
- **D9** Lutron Eco System for 26 and 32W lamps.

EMERGENCY

- Voltage *must* be specified.
- **EM** emergency power provides 650 lumens for one lamp for 90 minutes
- **EM13** emergency power provides 1300 lumens for one lamp for 90 minutes

ORDERING INFORMATION

LAMP

- 1-26** 26W triple tube
- 1-32** 32W triple tube
- 1-42** 42W triple tube

120V ELECTRONIC

- 4740.I.1** 120V indigo
- 4740.M.1** 120V marine
- 4740.O.1** 120V opal
- 4740.T.1** 120V tangerine

277V ELECTRONIC

- 4740.I.2** 277V indigo
- 4740.M.2** 277V marine
- 4740.O.2** 277V opal
- 4740.T.2** 277V tangerine

SUBMITTAL INFORMATION

TYPE:

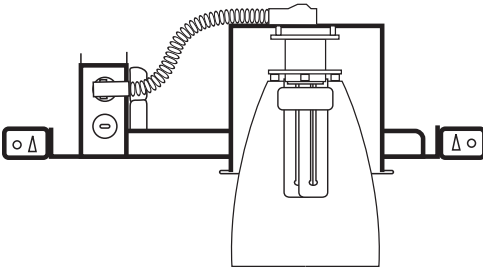
PROJECT:

NOTES:

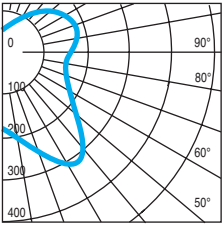
DESCRIPTION:

BURBANK,
CALIFORNIA,
91505
WWW.
DELRAY
LIGHTING.
COM

1-32W PLT



CP DISTRIBUTION



COEFFICIENTS OF UTILIZATION

% CEILING 80 (20% FLOOR)

% WALL	70	50	30
0	96	96	96
1	85	80	76
2	77	69	63
3	70	61	54
4	64	54	46
5	59	48	40
6	54	43	35
7	50	38	31
8	46	34	27
9	43	31	24
10	39	28	21

NOTES

4740.0

1-32W triple tube
G24q-3 electronic socket
Total lumens: 2400
Spacing criteria: 1.7
Efficiency: 60.6%