

LED

TUBE LIGHTS





*Center For Molecular Medicine
Nevada School of Medicine
Reno, NV
Dekker/Perich/Sabatini*

6300

10-inch tube lights, LED

Seamless acrylic cylindrical diffusers with 1/4-inch thick extruded aluminum top and bottom caps and matching aluminum cover plates, suspended by either aircraft cable and power cord, or with pipe.

LED COLORS

W30/W35/W40—3000, 3500 and 4000° K white

R—red, **B**—blue or **RGB** (requires **BDMXMOD** RGB decoder)

DIMMING

Standard: programmable, 0–10V, dimming to 1%.

White LEDs only.

For dimming/RGB details, see page 6.

METAL FINISHES

S—silver

W—white

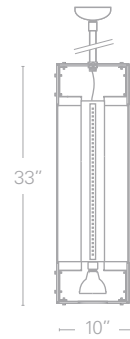
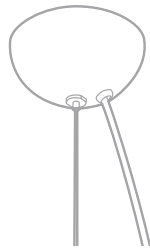
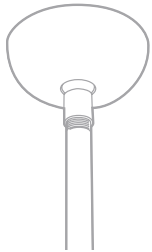
MOUNT OPTIONS

BLA

1/2" pipe mount

BLC

cable mount

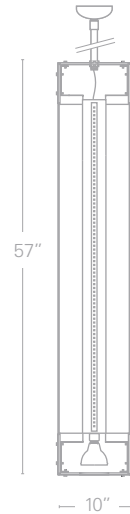


3,650 lumens, 37 watts

6341—LED, no downlight.

6351—LED, with one 75W PAR30S downlight. 120V only.

6361—LED, with one 39W PAR30 metal halide downlight.

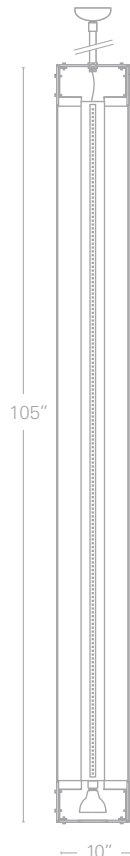


6,000 lumens, 62 watts

6340—LED, no downlight.

6350—LED, with one 75W PAR30S downlight. 120V only.

6360—LED, with one 39W PAR30 metal halide downlight.



9,700 lumens, 100 watts

6342—LED, no downlight.

6352—LED, with one 75W PAR30S downlight. 120V only.

6362—LED, with one 39W PAR30 metal halide downlight.



Red Ventures Headquarters
For Mill, SC
Architect: Overcash Demmitt
Photo: Clear Sky Images

6300

4/6-inch slim tubes, LED

Seamless matte white acrylic cylindrical diffusers suspended by either power cord or 3/8" pipe.

LED COLORS

W30/W35/W40—3000, 3500 and 4000° K white

R—red, **B**—blue or **RGB** (requires **BDMXMOD** RGB decoder)

DIMMING

Standard: programmable, 0–10V, dimming to 1%.

White LEDs only.

For dimming/RGB details, see page 6.

METAL FINISHES

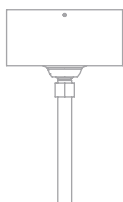
S—silver

W—white

MOUNT OPTIONS

BLA

1/2" pipe mount



6307—2 ft. LED
2,110 lumens, 21 watts

6308—3 ft. LED
3,120 lumens, 32 watts

6309—4 ft. LED
4,120 lumens, 43 watts

DOWNLIGHT

B4MR16LED—Uses LED MR16, DC 12V, GU5.3 lamp (not included). 9W max.



6314—2 ft. LED
3,510 lumens, 36 watts

6315—3 ft. LED
5,230 lumens, 42 watts

6316—4 ft. LED
7,020 lumens, 48 watts

DOWNLIGHT

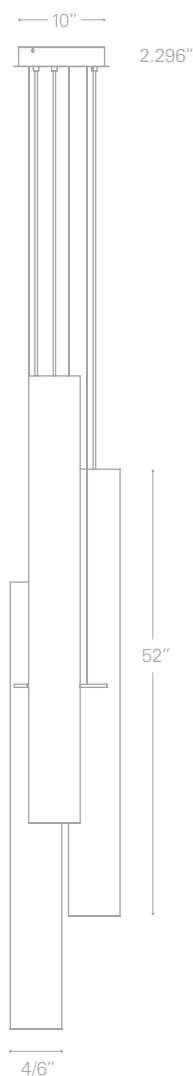
B6MR16LED—Uses LED MR16, DC 12V, GU5.3 lamp (not included). 9W max.

6309 / 6316






6300 4/6-inch LED tube clusters



Clear acrylic collar maintains alignment and spacing of tubes.



B634LC444–4 in.
B636LC444–6 in.

LED options

WHITE LEDs
3000, 3500, and 4000° K white

DIMMING DRIVERS
For white LEDs only.

Standard: programmable, 0–10V, dimming to 1%.

BDIM-W9–Lutron Hi-Lume, L3DA Series, 3-wire. Dims to 1%.

BDIM-W11–Lutron EcoSystem, LDE14 Series. Dims to 1%. Fade to off.

RGB OPTIONS

BDMXMOD–Osram DMX512 or DMX512A control interface (required).

TRAXON LIGHT-DRIVE
(order separately)

BTRAXW–Stand-alone, wall mounted DMX controller



4" T5 fluorescent

- 6304**–2 ft.
1x 14/24W T5 lamp
- 6305**–3 ft.
1x 21/39W T5 lamp
- 6306**–4 ft.
1x 28/54W T5 lamp

DOWNLIGHT

B4MR16LED–Uses LED MR16, DC 12V, GU5.3 lamp (not included). 9W max.



10" T8 fluorescent

- 6301**–3x17W T8 lamps, with 1x75W PAR30S downlight. 120V only.
- 6321**–3x17W T8 lamps, with 1x39W PAR30 metal halide downlight.
- 6331**–3x17W T8 lamps, no downlight.



- 6300**–3x32W T8 lamps, with 1x75W PAR30S downlight. 120V only.
- 6320**–3x32W T8 lamps, with 1x39W PAR30 metal halide downlight.
- 6330**–3x32W T8 lamps, no downlight.



6" T5 fluorescent


- 6311**–2 ft.
2x 14/24W T5 lamps
- 6312**–3 ft.
2x 21/39W T5 lamps
- 6313**–4 ft.
2x 28/54W T5 lamps

DOWNLIGHT

B6MR16LED–Uses LED MR16, DC 12V, GU5.3 lamp (not included). 9W max.



- 6302**–3x59W T8 lamps, with 1x75W PAR30S downlight. 120V only.
- 6322**–3x59W T8 lamps with 1x39W PAR30 metal halide downlight.
- 6332**–3x59W T8 lamps, no downlight.



DIMMING

- D5**–Advance Mark VII, to 10%.
- D8**–Lutron Hi Lume H3D, to 1%.
- D9**–Lutron EcoSystem EC5, to 10%.
- D11**–Lutron EcoSystem HiSeries EHD, to 1%.

Note: EM not available.

MOUNT OPTIONS

- BLA**–1/2" pipe mount.
- BLC**–Cable mount.

DIMMING

- D5**–Advance Mark VII, 32W max., to 10%.
- D9**–Lutron EcoSystem, 3–32W only, to 10%.

Note: EM not available.

MOUNT OPTIONS

- BLA**–1/2" pipe mount.
- BLC**–Cable mount.