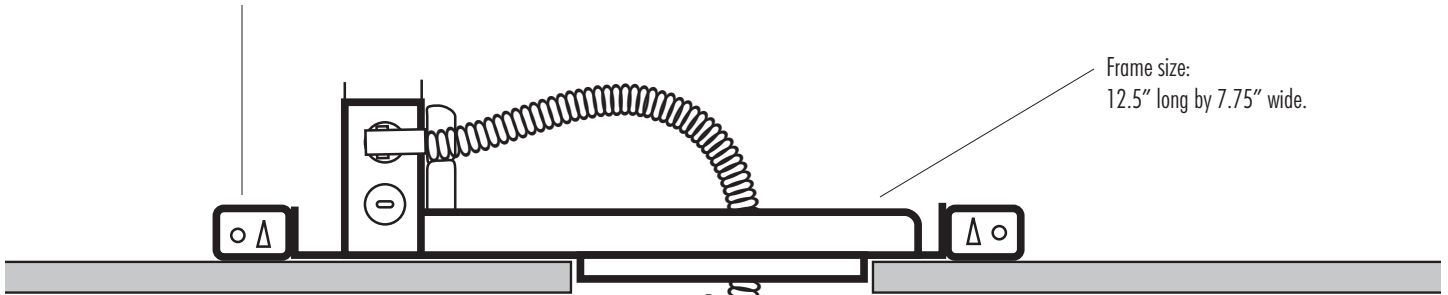


# 4730/4740

## Installation Instructions *Installation ou de montage*

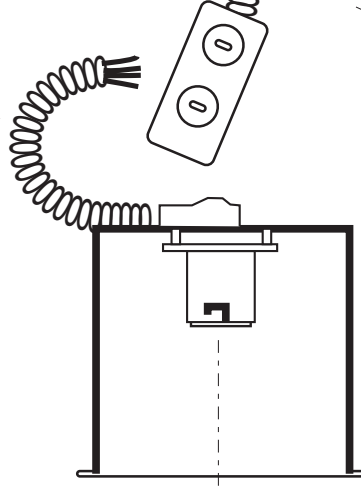
Mount frame in ceiling using supplied bar hangers.

Frame size:  
12.5" long by 7.75" wide.



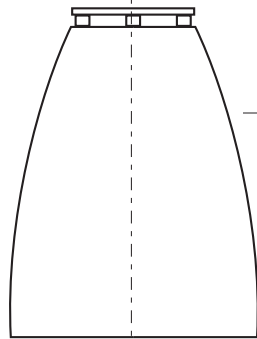
Below ceiling, attach flex from can to J-box using snap-on connector. Wire up color-coded wires.

6.375" cutout



Insert can into opening until flush with ceiling.

Flange OD: 7.25"



Twist lock glass shade into position and insert appropriate lamp.

### TWIST LOCK SOCKET

Push lamp in and twist clockwise to lock into place.

